

## 2021 Annual Work Plan (AWP) Review Checklist

Award ID: 00081623		Project ID: 00090809		Title: SWAPNO				
<b>Format and General Issues:</b>						<b>Yes</b>	<b>No</b>	<b>N/A</b>
1	Submitted AWP is prepared in Standard Prescribed Format including AWP cover page					√		
2	Atlas codes correctly mentioned (Award ID, Project ID, and Project title, Donor, Account, Fund etc.)					√		
3	AWP Planning meeting conducted							
4	Minutes of the Appraisal/Review meeting attached							
5	Annual/Mid year Review Meeting conducted							
6	Annual HR , Procurement and Communications plans are prepared and attached with AWP					√		
7	Resources are available to support the AWP					√		
8	AWP is approved by the Implementing Partner, if applicable					√		
9	AWP is endorsed/agreed by the Project Board/Steering Committee, if applicable							
10	Signature of the Project Manager/NPD available in the AWP					√		
<b>Results Related Issues:</b>						<b>Yes</b>	<b>No</b>	<b>N/A</b>
1	The AWP reflects overall priorities of the year					√		
2	The activities are clearly defined (indicate what exactly will be done, to the point with expected timelines by quarter)					√		
3	The activity lines spell out the geographic location wise intervention							
4	Possible areas of collaboration with other projects have been considered in project activities							
5	Outputs and activities are aligned to the UNDAF, CPD and project document (The listed activity/s can be directly attributed to the achievement of the expected country programme outputs)					√		
6	The activity/s implemented with CSOs, academic institutions, other quasi-Governmental institutions, and other UN agencies as implementing partners are reflected in the work plans							
7	A one page summary of intended/achievable results is attached							
8	The Outcome / Intermediate Outcomes and Outputs are correctly entered as per the language in the Results Framework							
9	M&E plan attached and adequately budgeted in the AWP					√		
10	Field monitoring plan attached (for field-based project only)							
11	Risk Log, Issue Log, monitoring Log updated in ATLAS and attached with AWP					√		
12	Gender Marker is attributed in ATLAS							
13	Lessons learned have been incorporated in the AWP, as per the last APR minutes							
14	Baseline, Target and Deliverables for 2020 are aligned to the Results Framework							
15	Baseline data for each indicator have been collected							
16	Annual target for each indicator has been set							
17	3 to 5 annual key results have been identified and attached							
18	The Targets and baselines are gender-disaggregated where a population group is being measured							
19	Articulation of results of the AWP has followed the SMART and RBM guidelines							
20	Assumptions and risks specific to each output and outcome is contextualised and clearly spelt out							
21	Knowledge Management has been planned and budgeted							
22	Generation and use of evidence – from monitoring, research and/or evaluation – has been considered							
23	The Budget comply with the spirit of Results Based Budgeting (RBB)							
<b>Resources Related Issues:</b>						<b>Yes</b>	<b>No</b>	<b>N/A</b>
1	Total proposed budget for the AWP does not exceed approved total project budget					√		
2	The AWP budget is within the scope of the funds availability/commitment (available Cash + Commitment)					√		
4	Appropriate provisions are available according to the AWP Commissioning memo (Common cost, GMS, DPC, Communication, M&E etc.)					√		
5	Updated list of Equipment assets with the project/Programme showing UNDP assets							√
6	The summary page reflects the resources					√		

Submitted by the Project:

*Kajal Challengee*

Date: 27.01.2021

Cleared by Programme Cluster:

Ashekur Rahman



Date: 28-Jan-2021

Cleared by Partnerships Cluster:

*th. Pervez Ahmed*

Khondker Pervez Ahmed

Date: 05-Feb-2021



Sarder M Asaduzzaman

05-Feb-2021

Signed by DRR/RR:

Van Nguyen



05-Feb-2021

Date:

KNN

*Kazi Nasreen Nahar*

**Clearance Certification****Project Document (AWP)  
or  
Project/Budget Revision**Empowered lives.  
Resilient nations.**SHORT TITLE :** Strengthening Women's Ability for Productive New Opportunities (SWAPNO)**PROJECT  
NUMBER:**

Award ID: 00081623

Project ID: 00090809

**(I) SUBMITTING PROGRAMME MANAGER : Ashekur Rahman**

I have checked, and hereby certify, the following:

1. Reasons and justification for this revision are clearly indicated on the cover page.
2. All relevant parties are in agreement with the revision: 
  - as is indicated in the justification, or
  - as per signature(s) obtained on the cover page, or
  - as per written agreement as has been referenced in relevant signature block.
3. An analysis of the budget increase/decrease (in case more than \$10,000) has been made and is attached.
4. The cover page and budget are according to standard format.

28-Jan-2021

Signature:

Date:

**Ashekur Rahman, ARR, Governance Cluster, UNDP****(II) CLUSTER HEAD :**

I have reviewed and hereby recommend approval of this Project Budget.

Signature:

Date: 31-Jan-2021

**Khurshid Alam, ARR, RIG Cluster, UNDP****(III) RESULT AND RESOURCE MANAGEMENT CLUSTER (RRMC):**

CLEARANCE FROM DESK OFFICER:	CLEARANCE FROM ARR:
<input type="checkbox"/> I have verified the attached submission and confirm that this AWP is in accordance with existing rules.	Recommendation for approval Sarder M Asaduzzaman
<input type="checkbox"/> Justification for return 05-Feb-2021	
Signature: <b>Khondker Pervez Ahmed</b> Date:	Signature: Date: 05-Feb-2021

**Recommended/Approved by DRR**  
05-Feb-2021

**Approved by RR**

**Note:** Please return Approved Budget Revision to RRMC who retains original and forwards copy to Programme Manager concerned for his/her file and submission to national and, if applicable, UN agencies.



Bangladesh

## United Nations Development Programme

### Budget Revision- "Q"

UNDAF Outcomes(s)/Indicators(s) (Link to UNDAF outcome. If no UNDAF leave blank)	Outcome 2.1: Economic growth is achieved in an inclusive manner, extending opportunities to the rural and urban poor and protecting the vulnerable from shocks
Expected Outcome(s)/Indicator(s): (CPAP outcomes linked to the MYFF goal and service line)	Outcome 2.1: Economic growth is achieved in a more inclusive manner, with economic opportunities reaching the rural and urban poor and the protection of vulnerable groups against shocks
Expected Output(s) /Annual Targets: (CPAP outputs linked to the above CPAP outcome)	Output 2.1.2: Poor families are less vulnerable to external shocks through greater access to financial and insurance services, social safety nets with clear graduation strategies
Implementing partner:	<b>Local Government Division, MLGRD&amp;C</b>
Responsible parties:	LGD and UNDP

#### Brief Description

Drawing on the experiences of REOPA and other innovative public works programmes aiming at permanently lifting extreme poor people out of poverty, SWAPNO will be a cash transfer project for women representing ultra-poor and vulnerable households. They will be engaged mainly in maintaining or rehabilitating important community assets but also in community service public works.

Women will within the employment tenure receive life skills and livelihoods skills training to ensure that the project serves purposes of both protection and promotion, making use of the transformative potential of social protection in reversing social exclusion and economic marginalization. Beneficiaries' graduation from the project to gainful future employment with diversified climate change resilient livelihoods options is the cornerstone of the project's graduation strategy. Women will be intensively counselled and supported to invest their cash transfer savings and expand the household asset base.

The project will also contribute to developing capacity of local government in managing social safety net projects and enhance good governance through pro-poor service delivery in support of livelihoods.

Programme Period: **6 years**

Programme Component: **Economic growth and poverty reduction**

Project Title: **Strengthening Women's Ability for Productive New Opportunities (SWAPNO)**

Award ID: **00081623**, Project ID: **00090809**

Project Duration: **1 July 2014 to 31 Dec 2021**

Management Arrangement: **National Implementation**

#### Summary of UNDP and Cost-Sharing inputs [as per attached budget]

	Previous Code 'P'	Revised Code 'Q'	Increase/ Decrease
TRAC:	4,500,000	4,500,000	0
SDGF:	1,500,000	1,500,000	0
BSRM	200,000	200,000	0
Bank Asia	70,715	70,715	0
Marico Limited	625,146	625,146	0
SIDA	3,500,230	3,500,230	0
Government:	26,000,000	26,000,000	0
Unfunded:	67,603,909	67,603,909	0
<b>Total</b>	<b>104,000,000</b>	<b>104,000,000</b>	<b>0</b>

#### Justification for Budget Revision:

This AWP has been developed after consultation with stakeholders, importance of activities and in line with the activity plan developed for the donors through a rigorous planning workshop held in December'2020.

- In the year of 2021 the project has planned to utilize Sida fund by organizing skills development training (livelihoods skills) to all women beneficiaries. Suitable training firm is engaged to organize the training which will cost about 0.12 million USD in total. 3 newly recruited NGOs will assist implementing the field activities throughout the year. They will be paid 0.33 million USD on quarterly basis. Agricultural Value Chain (AVC) Programme was initiated in Project area last year. Associated cost USD 0.25 million will be recorded this year. It is expected to include 800 women in formal sector employment. A lumpsum budget of USD 0.22 million USD is kept for this purpose. Apprenticeship training for 400 women, Capacity building, business enabling support, linkage development, establish women friendly market structure will be implemented in 2021 with an estimated cost of USD 0.14 million. A total of USD 0.05 Million is targeted to spent for partnership to ensure health service, handholding support to beneficiaries, facilitate and motivate UPs to address VAW. Incorporating all operational and administrative expenses in the AWP, the volume stands at 2.08 million USD out of which Sida contribution is 1.66 million USD (80.05%) and Marico contribution is USD 0.21 million (10.31%). The regular TRAC fund amounted to USD 0.20 million USD will be used in programme monitoring, operation and administrative activities.

Agreed by: (National Project Director): \_\_\_\_\_

Date: 27/01/2021

Agreed by: (UNDP): \_\_\_\_\_

Date: 05-Feb-2021



Atlas Project ID: 00081623	<b>Annual Work Plan (AWP) for 2021</b>	
Atlas Output ID: 00090809		
Project/Programme Title:		Strengthening Women's Ability for Productive New Opportunities (SWAPNO)
UNDAF Outcome:		Increase opportunities, especially for women and disadvantaged groups to contribute to and benefit from economic progress.
Applicable Output(s) from the UNDP Strategic Plan:		1.1.2 Marginalized groups, particularly the poor, women, people with disabilities and displaced are empowered to gain universal access to basic services and financial and non-financial assets to build productive capacities and benefit from sustainable livelihoods and jobs
CPD Outcome:	1. Increase opportunities, especially for women and disadvantaged groups to contribute to and benefit from economic progress	
CPD Output(s):	Output 1.1: Government has the knowledge and skill to better target remaining pockets of poverty and expand opportunities for women to contribute to and benefit from economic progress.	



EXPECTED OUTPUTS	PLANNED ACTIVITIES	Timeframe				Activity	Responsible Party	Fund Code	Planned Budget			
		Q1	Q2	Q3	Q4				Donor	Budget Code	Budget Description	Amount (USD)
<b>Atlas Activity # 1:</b> Core beneficiary households are able to protect their food security and livelihoods post-project. Baseline : Number of rural extreme poor women employed: 8,964 women <b>Indicators:</b> # of women selected/employed as core beneficiaries <b>Targets:</b> - 3,564 women selected and employed as core beneficiaries -- 4,464 women are sustainable with different IGAs <b>Related CP outcome:</b> Outcome 2.1: Economic growth is achieved in a more inclusive manner, with economic opportunities reaching the rural and urban poor and the protection of vulnerable groups against shocks	<b>1. Activity Result:</b> <b>1.1 Training, Mentoring &amp; Counselling to Women Beneficiaries :</b> <b>-3 NGOs are engaged in :</b> <i>i. Kurigram; ii. Satkhira; iii. Jamalpur; iv. Gaibandha; v. Lalmonirhat.</i> <i>Follow up of Women Beneficiaries;</i> <i>Maintain liason with 99 Union Parishad;</i> <i>Organize Livelihoods training for women beneficiaries ;</i> <i>Follow up Income generating Activities operated by women beneficiaries including 1st &amp; 2nd Cycle;</i> <i>Engage and followup of women in mini garments as piloting;</i>											
		x	x	x	x	Activity1	009368	30000	00555	71800	Contractual Services-Imp Partn	298,840.00
		x	x	x	x	Activity1	009538	30000	00555	71800	Contractual Services-Imp Partn	29,000.00
		x	x	x	x	Activity1	011324	30000	13182	71800	Contractual Services-Imp Partn	14,418.39
		x	x	x	x	Activity1	009368	30000	00555	72500	Supplies	2,000.00
		x	x	x	x	Activity1	009538	30000	00555	72500	Supplies	250.00
		x	x	x	x	Activity1	011324	30000	13182	72500	Supplies	250.00
		x	x	x	x	Activity1	009368	30000	00555	72400	Communic & Audio Visual Equip	9,000.00
		x	x	x	x	Activity1	009538	30000	00555	72400	Communic & Audio Visual Equip	200.00
		x	x	x	x	Activity1	011324	30000	13182	72400	Communic & Audio Visual Equip	1,300.00
		x	x	x	x	Activity1	009368	30000	00555	73400	Rental & Maint of Other Equip	8,000.00
		x	x	x	x	Activity1	009538	30000	00555	73400	Rental & Maint of Other Equip	750.00
		x	x	x	x	Activity1	011324	30000	13182	73400	Rental & Maint of Other Equip	1,300.00
		x	x	x	x	Activity1	009368	30000	00555	71600	Travel	3,000.00
		x	x	x	x	Activity1	009538	30000	00555	71600	Travel	200.00
		x	x	x	x	Activity1	011324	30000	13182	71600	Travel	100.00
		x	x	x	x	Activity1	009368	30000	00555	75700	Training, Workshops and Confer	2,500.00
		x	x	x	x	Activity1	009538	30000	00555	75700	Training, Workshops and Confer	150.00
		x	x	x	x	Activity1	011324	30000	13182	75700	Training, Workshops and Confer	4,500.00
		x	x	x	x	Activity1	009368	30000	00555	73100	Rental & Maintenance-Premises	1,000.00
		x	x	x	x	Activity1	009538	30000	00555	73100	Rental & Maintenance-Premises	200.00
		x	x	x	x	Activity1	009368	30000	00555	74100	Professional Services	1,500.00
		x	x	x	x	Activity1	009538	30000	00555	74100	Professional Services	250.00
		x	x	x	x	Activity1	009368	30000	00555	74500	Miscellaneous Expenses	1,000.00
		x	x	x	x	Activity1	009368	30000	00555	72100	Contractual Services-Companies	18,000.00
		x	x	x	x	Activity1	011324	30000	13182	72100	Contractual Services-Companies	800.00

LG

EXPECTED OUTPUTS	PLANNED ACTIVITIES	Timeframe				Activity	Responsible Party	Fund Code	Planned Budget			
		Q1	Q2	Q3	Q4				Donor	Budget Code	Budget Description	Amount (USD)
		x	x	x	x	Activity1	009538	30000	00555	72100	Contractual Services-Companies	2,200.00
		x	x	x	x	Activity1	009368	30000	00555	75100	Facilities & Administration	27,587.00
		x	x	x	x	Activity1	009538	30000	00555	75100	Facilities & Administration	2,656.00
		x	x	x	x	Activity1	011324	30000	13182	75100	Facilities & Administration	1,813.47
	1.2 Livelihood skill training for women beneficiaries	x				Activity1	001981	30000	13182	72100	Contractual Services-Companies	-
	-Train 3,564 women beneficiaries on 6 different trade	x				Activity1	001981	30000	00555	72100	Contractual Services-Companies	122,000.00
		x	x	x	x	Activity1	001981	30000	00555	71600	Travel	2,500.00
	1.3. 800 women are trained and employed in priority industries in the private sector	x	x	x		Activity1	001981	30000	00555	75700	Training, Workshops and Confer	35,000.00
	- Private sector mapping & Linkages at district level	x	x	x		Activity1	001981	30000	00555	74200	Audio Visual&Print Prod Costs	10,000.00
	- Support and promote workplace safety and dignity women in workplace environment and society	x	x			Activity1	001981	30000	13182	72100	Contractual Services-Companies	13,694.00
		x	x			Activity1	001981	30000	00555	72100	Contractual Services-Companies	158,934.00
	1.4 400 Apprenticship through Consult local business chambers, market leaders and local government institutions (LGIs): Using 2 Mac Firm	x	x	x		Activity1	001981	30000	00555	72100	Contractual Services-Companies	35,000.00
	1.5 Study on market system development	x	x	x		Activity1	001981	30000	00555	72100	Contractual Services-Companies	10,000.00
	1.6 Capacity building and business enabling support for SWAPNO enterprise development		x	x		Activity1	001981	30000	00555	72100	Contractual Services-Companies	35,000.00
	1.7 Support beneficiaries in developing linkages with market service providers and LGIs for inclusion in market value chain		x	x		Activity1	001981	30000	00555	75700	Training, Workshops and Confer	20,000.00
	1.8 Individual Service Contract for Activity: -Enterprise Development & Employment -Regional Coordination -District Management (Excluding FMA)	x	x	x	x	Activity1	001981	30000	00555	71400	Contractual Services - Individ	126,850.00
		x	x	x	x	Activity1	001981	30000	00555	72400	Communic & Audio Visual Equip	1,600.00
	1.9 General Management Services	x	x	x	x	Activity1	001981	30000	13182	75100	Facilities & Administration	1,095.00
		x	x	x	x	Activity1	001981	30000	00555	75100	Facilities & Administration	44,551.00
<b>Total of Atlas Activity 1</b>											<b>1,048,988.86</b>	

EXPECTED OUTPUTS	PLANNED ACTIVITIES	Timeframe				Activity	Responsible Party	Fund Code	Planned Budget			
		Q1	Q2	Q3	Q4				Donor	Budget Code	Budget Description	Amount (USD)
<b>Atlas Activity # 2:</b> Core beneficiaries and their dependents have improved their human capital in terms of nutrition, health, education and voice. <b>Baseline :</b> Decision making: 76% (2015)  <b>Indicators:</b> % of beneficiary women having a say in household decision making Target : 90% (2019)  <b>Related CP outcome</b> <b>1.1 As above</b>	<i>2. Activity Result</i>											
	<i>2.1 Develop Behavioural Change Communication (BCC) materials for building nutritional campaign</i>	x	x			Activity2	001981	30000	00555	74200	Audio Visual&Print Prod Costs	10,000.00
	<i>2.2 Partnership with Community clinic and Upazilla Hospitals to ensure the health service</i>		x	x		Activity2	001981	30000	00555	75700	Training, Workshops and Confer	-
	<i>2.3 Distribution of vegetable seeds/ Tree saplings -Nutrition campaign at community level - school and college level, popular drama</i>	x	x			Activity2	001981	30000	00555	75700	Training, Workshops and Confer	-
		x	x	x	x	Activity2	009368	30000	00555	72300	Agri & Forestry Products	88,360.00
		x	x	x	x	Activity2	009368	30000	00555	75700	Training, Workshops and Confer	21,050.00
	<i>2.4 Engage UP Members and UP Standing Committee on family dispute resolution, women &amp; children affairs for monitoring and hand-holding support to beneficiaries</i>	x	x	x	x	Activity2	001981	30000	00555	75700	Training, Workshops and Confer	-
	<i>2.5 Celebration of International Days relating to Project goals</i>	x	x	x	x	Activity2	001981	30000	13182	75700	Training, Workshops and Confer	5,000.00
	<i>2.6 Activity Monitoring and Reporting</i>	x	x	x	x	Activity2	001981	30000	00555	71600	Travel	1,000.00
	<i>2.7 General Management Services</i>	x	x	x	x	Activity2	001981	30000	13182	75100	Facilities & Administration	400.00
		x	x	x	x	Activity2	009368	30000	00555	75100	Facilities & Administration	8,753.00
	x	x	x	x	Activity2	001981	30000	00555	75100	Facilities & Administration	880.00	
<b>Total of Atlas Activity 2</b>											<b>135,443.00</b>	

EXPECTED OUTPUTS	PLANNED ACTIVITIES	Timeframe				Activity	Responsible Party	Fund Code	Planned Budget			
		Q1	Q2	Q3	Q4				Donor	Budget Code	Budget Description	Amount (USD)
<b>Atlas Activity # 3:</b>	<b>3. Activity Result</b>											
Beneficiary household have access to public services essential for their livelihood activities and family wellbeing. <b>Baseline :</b> Savings 3%, Loan 5% (2015) <b>Indicators:</b> # % of beneficiary household having access to financial services # of reported cases of beneficiary women being victims of violence and/or sexual oppression <b>Targets:</b> 8,028 women have access to saving facilities <b>Related CP outcome:</b> Outcome 1.1 above	<b>3.1 Orient women on the Account's use and purpose and demonstrate how to use them for mobile money management:</b>	x	x			Activity3	001981	30000	00555	74200	Audio Visual&Print Prod Costs	10,000.00
		x	x			Activity3	001981	30000	00555	75700	Training, Workshops and Confer	-
	<b>3.2 Partnership with existing government service departments along with non-government service providers :</b>			x	x	Activity3	001981	30000	00555	72100	Contractual Services-Companies	10,000.00
	<b>-Meeting with UP and SC and local service provider</b>	x	x	x		Activity3	001981	30000	00555	75700	Training, Workshops and Confer	-
	<b>-Orientation to UPs &amp; SC Committee on SWAPNO</b>											
	<b>3.3 Facilitate and motivate UPs to address VAW using MoWCA's existing facilities and database:</b>	x	x			Activity3	001981	30000	00555	74200	Audio Visual&Print Prod Costs	5,000.00
	<b>-Coordination meeting with AVCB, VAW and MoWCA/DoW</b>	x	x			Activity3	001981	30000	00555	75700	Training, Workshops and Confer	10,000.00
	<b>3.4 Promote customised microinsurance products to SWAPNO II women for managing risks to sustainable livelihoods</b>	x	x			Activity3	001981	30000	00555	72100	Contractual Services-Companies	10,000.00
	<b>3.5 DFS mid and end line study</b>	x	x			Activity3	001981	30000	00555	72100	Contractual Services-Companies	-
	<b>3.6 Individual Service Contract for Activity: -Social &amp; Gender Development</b>	x	x			Activity3	001981	30000	00555	71400	Contractual Services - Individ	22,300.00
	x	x			Activity3	001981	30000	00555	72400	Communic & Audio Visual Equip	210.00	
<b>3.7 Activity Monitoring and Reporting</b>	x	x	x	x	Activity3	001981	30000	00555	71600	Travel	2,500.00	
<b>3.8 General Management Services</b>	x	x	x	x	Activity3	001981	30000	13182	75100	Facilities & Administration	-	
	x	x	x	x	Activity3	001981	30000	00555	75100	Facilities & Administration	5,601.00	
<b>Total of Atlas Activity 3</b>											<b>75,611.00</b>	

EXPECTED OUTPUTS	PLANNED ACTIVITIES	Timeframe				Activity	Responsible Party	Fund Code	Planned Budget			
		Q1	Q2	Q3	Q4				Donor	Budget Code	Budget Description	Amount (USD)
<b>Atlas Activity # 4:</b> Public assets promoting local economic regeneration, improving social conditions and enhancing environmental conditions are maintained and developed for the benefit of the poor of the participating rural communities. <b>Baseline :</b> 3.1 million people (2017) <b>Indicators:</b> # of local communities benefiting from at least one public works scheme # of km of roads maintained, satisfying Operational Manual quality monitoring criteria # of workers in project public works schemes # of work days provided in labour intensive public works schemes <b>Targets:</b> - 99 UPs selecting priority public assets through community consultations and beginning to maintain/create/rehabilitate them - 3,564 workers in public asset schemes - 410,688 work days created in public works schemes <b>Related CP outcome:</b> Outcome 1.1 above	4. Activity Result											
	4.1. Monitoring & Supervision of Works & it's quality : - Engage UP Standing Committee for monitoring and hand-holding support to beneficiaries	x				Activity4	001981	30000	00555	75700	Training, Workshops and Confer	10,000.00
	4.2 Engage UP to Pilot Climate Resilient and Women Frenly Market structure	x	x			Activity4	001981	30000	13182	72100	Contractual Services-Companies	50,000.00
	4.3 Activity Monitoring and Reporting	x	x	x		Activity4	001981	30000	00555	71600	Travel	2,500.00
	4.4 Individual Service Contract for Activity: -Financial Monitoring	x	x	x	x	Activity4	001981	30000	00555	71400	Contractual Services - Individ	62,500.00
		x	x	x	x	Activity4	001981	30000	00555	72400	Communic & Audio Visual Equip	1,150.00
	4.5 General management Services	x	x	x	x	Activity4	001981	30000	13182	75100	Facilities & Administration	4,000.00
	x	x	x	x	Activity4	001981	30000	00555	75100	Facilities & Administration	6,092.00	
<b>Total of Atlas Activity 4</b>											<b>136,242.00</b>	

EXPECTED OUTPUTS	PLANNED ACTIVITIES	Timeframe				Activity	Responsible Party	Fund Code	Planned Budget			
		Q1	Q2	Q3	Q4				Donor	Budget Code	Budget Description	Amount (USD)
<b>Atlas Activity # 5:</b> Local communities have better capacity to withstand natural disasters and recover after disasters. <b>Baseline : 200 scheme (2017)</b> <b>Targets:</b>  <b>Related CP outcome:</b> Outcome 2.1 above	<i>5. Activity Result</i>											
	<i>5.1 Partnership with UP level committees to implement SWAPNO, Logic &amp; other disaster related</i>	x	x		x	Activity5	001981	30000	00555	75700	Training, Workshops and Confer	50,000.00
	<i>5.2 Conduct quarterly meetings to devise &amp; implement action plans for developing disaster</i>	x	x	x		Activity5	001981	30000	00555	72100	Contractual Services-Companies	-
	<i>5.3 Promote climate-change resilient/adaptive livelihoods in partnership with LoGIC</i>	x	x			Activity5	001981	30000	00555	72100	Contractual Services-Companies	-
	<i>5.4 Monitor UP Standing Committee to ensure maintenance of climate resilience assets</i>	x	x	x		Activity5	001981	30000	00555	75700	Training, Workshops and Confer	10,000.00
	<i>5.5 National Consultant for Disaster Risk Reduction</i>	x	x	x	x	Activity5	001981	30000	00555	71300	Local consultant	17,000.00
	<i>5.6 Activity Monitoring and Reporting</i>	x	x	x	x	Activity5	001981	30000	13182	71600	Travel	1,500.00
	<i>5.7 General management Services</i>	x	x	x	x	Activity5	001981	30000	13182	75100	Facilities & Administration	120.00
			x	x	x	x	Activity5	001981	30000	00555	75100	Facilities & Administration
<b>Total of Atlas Activity 5</b>											<b>84,780.00</b>	

EXPECTED OUTPUTS	PLANNED ACTIVITIES	Timeframe				Activity	Responsible Party	Fund Code	Planned Budget			
		Q1	Q2	Q3	Q4				Donor	Budget Code	Budget Description	Amount (USD)
<b>Atlas Activity # 6:</b> Local government has capacity to implement social transfer projects with accountability, transparency, gender sensitivity and pro-poor approach. <b>Baseline :</b> 223 Union Parishad (2017) <b>Indicators:</b> # of participatory meetings and exercises organized by local government institutions # of local government representatives/officials trained <b>Targets:</b> - End-line survey of 2nd cycle - Monitoring and follow-up of 1000 women of 28 UPs - Need assessment of beneficiaries of 28 UPs for financial service - Socio-economic profile monitoring and assessment of 8,028 women <b>Related CP outcome:</b> Outcome 1.1 above	6. Activity Result											
	6.1 End Line Survey : 1 Firm for conducting survey on of 3,564 women			x		Activity6	001981	30000	00555	72100	Contractual Services-Companies	50,000.00
	6.2 Advocacy and lobbying to mobilize unfunded resource for SWAPNO : - 2 No. National Consultant for 11 months -Regular Meeting with potential donors	x	x	x	x	Activity6	001981	30000	00555	71300	Local consultant	40,000.00
	6.3 Monitoring, Evaluation and Learning - Need assessment of beneficiaries for financial service		x	x		Activity6	001981	04000	00012	75700	Training, Workshops and Confer	3,500.00
	6.4 Online MIS maintenance: - Existing Website Restructure; -MIS Software Maintenance; -MIS Follow up Workshop; -Mid term & End line study on DFS; -Animated Video & Photography; -Social Media Engagement & Boosting; -Best Photography from youth as School level; -Data entry service for MIS Database	x	x			Activity6	001981	30000	00555	72400	Communic & Audio Visual Equip	11,000.00
	6.5 Organize joint ministry monitoring visit and capture (LGD,MOCAW,Planning) best practice and assessment of SWAPNO	x	x			Activity6	001981	30000	00555	72100	Contractual Services-Companies	10,000.00
	6.6 Organize peer learning from best practice with support from the District and Upazila Administration		x	x		Activity6	001981	30000	00555	72100	Contractual Services-Companies	10,000.00
	6.7 Refresher Training of the UW,PO and PC	x	x			Activity6	001981	30000	00555	75700	Training, Workshops and Confer	-
	6.8 Study on the pilot initiatives and design for replication		x	x		Activity6	001981	30000	00555	72100	Contractual Services-Companies	15,000.00
	6.9 Advocate for endorsing and scaling-up SWAPNO model nationally through workshop and appropriate means: - Audio Visual Productions; - Printing & Publications:	x	x	x	x	Activity6	001981	30000	00555	71300	Local consultant	11,000.00
	6.10 Activity Monitoring and Reporting	x	x	x	x	Activity6	001981	30000	00555	71600	Travel	-
	6.11 Individual Service Contract for Activity: -MnE -MIS -2 Nos. UN Volunteers	x	x	x	x	Activity6	001981	30000	00555	71400	Contractual Services - Individ	50,500.00
	6.12 General management Services	x	x	x	x	Activity6	001981	30000	13182	75100	Facilities & Administration	-
		x	x	x	x	Activity6	001981	30000	00555	75100	Facilities & Administration	19,012.00
	<b>Total of Atlas Activity 6</b>											<b>261,662.00</b>



EXPECTED OUTPUTS	PLANNED ACTIVITIES	Timeframe				Activity	Responsible Party	Fund Code	Planned Budget			
		Q1	Q2	Q3	Q4				Donor	Budget Code	Budget Description	Amount (USD)
Atlas Activity # 7: Human Resources and Administration	7. Activity Result											
	7.1 Project Staff Salary ; - 4 Nos. SC Staff for 12 months	x	x	x	x	Activity7	001981	04000	00012	71400	Contractual Services - Individ	143,500.00
		x	x	x	x	Activity7	001981	30000	00555	71400	Contractual Services - Individ	22,000.00
		x	x	x	x	Activity7	001981	04000	00012	72400	Communic & Audio Visual Equip	1,150.00
	7.2 Operation & Administrative Expenses : Action :	x	x	x	x	Activity7	001981	04000	00012	73100	Rental & Maintenance-Premises	7,000.00
	- 2 Nos. Messegner Service for 12 Months	x	x	x	x	Activity7	001981	04000	00012	72300	Material & Goods	2,500.00
	- 13 Nos. E-mail service for 12 months	x	x	x	x	Activity7	008059	04000	00012	72300	Material & Goods	750.00
	- 2 Nos. vehicle are in operation	x	x	x	x	Activity7	001981	04000	00012	72400	E-mail Subscription Fee	4,500.00
	- Procurement of office supplies for PMU	x	x	x	x	Activity7	008059	04000	00012	72400	Communic & Audio Visual Equip	500.00
	- Travel by Govt. stakeholders	x	x	x	x	Activity7	001981	04000	00012	73400	Rental & Maint of Other Equip	5,000.00
	- PSC, PIC & other review meeting on SWAPNO	x	x	x	x	Activity7	008059	04000	00012	73400	Rental & Maint of Other Equip	1,000.00
	- Sundry for operation & admin puporse	x	x	x	x	Activity7	008059	04000	00012	73100	Rental & Maintenance-Premises	3,000.00
		x	x	x	x	Activity7	008059	04000	00012	74200	Audio Visual&Print Prod Costs	500.00
		x	x	x	x	Activity7	008059	04000	00012	72500	Supplies	1,400.00
		x	x	x	x	Activity7	001981	04000	00012	72500	Supplies	5,000.00
		x	x	x		Activity7	008059	04000	00012	71600	Travel	1,000.00
		x	x	x		Activity7	001981	04000	00012	71600	Travel	500.00
		x	x	x	x	Activity7	008059	04000	00012	75700	Training, Workshops and Confer	2,500.00
		x	x	x	x	Activity7	008059	04000	00012	74500	Miscellaneous Expenses	1,500.00
	7.3 Contribution to Common Services :	x	x	x	x	Activity7	001981	04000	00012	74300	CO Common Security	6,000.00
		x	x	x	x	Activity7	001981	04000	00012	63100	Contribution-Dispensery	7,200.00
		x	x	x	x	Activity7	001981	04000	00012	73100	Common Services-Premises	-
				x		Activity7	001981	04000	00012	75700	Training, Workshops and Confer	500.00
				x		Activity7	001981	30000	00555	74100	Professional Services (Audit Fee)	1,000.00
	7.4 Direct Project Cost : Action :	x	x	x	x	Activity7	001981	30000	13182	64300	Staff Mgmt Costs - IP Staff	24,250.00
	5.5% on total budget excluding GMS	x	x	x	x	Activity7	001981	04000	00012	74500	Miscellaneous Expenses	-
		x	x	x	x	Activity7	001981	30000	13182	74500	Miscellaneous Expenses	81,260.00
7.5 General management Services				x	Activity7	001981	30000	13182	75100	Facilities & Administration	8,441.00	
	x	x	x	x	Activity7	001981	30000	00555	75100	Facilities & Administration	1,840.00	
<b>Total of Atlas Activity 7</b>											<b>333,791.00</b>	
<b>Total 2021 Project Budget</b>											<b>2,076,517.86</b>	


LC

EXPECTED OUTPUTS	PLANNED ACTIVITIES	Timeframe				Activity	Responsible Party	Fund Code	Planned Budget		
		Q1	Q2	Q3	Q4				Donor	Budget Code	Budget Description

<b>Total Budget by Output</b>	Output-1	:	1,048,988.86			
	Output-2	:	135,443.00			
	Output-3	:	75,611.00			
	Output-4	:	136,242.00			
	Output-5	:	84,780.00			
	Output-6	:	261,662.00			
	Output-7	:	333,791.00			
	Total:	:	2,076,517.86			
<b>Total Budget by Fund &amp; Donors</b>	DONORS:					
	CORE/TRAC FUND	:	200,000.00			
	CSR Fund (MARICO)	:	214,241.86			
	SIDA	:	1,662,276.00			
Total Programmable Budget				:	2,076,517.86	
<b>Total by Implementing Agency</b>	Implementing Agency:					
	UNDP DCOS :	:	1,513,440.00			
	NIM-RPA (ESDO) :	:	490,590.00			
	NIM-RPA (Shushilan)	:	24,481.86			
	NIM-RPA (GUK)	:	35,856.00			
	NIM :	:	12,150.00			
Total Project Budget:				:	2,076,517.86	

Signature on behalf of Implementing Partner:


  
 Kajal Chatterjee  
 National Project Manager  
 SWAPNO Project  
 UNDP, Bangladesh


  
 Mohammad Mukhlesur Rahman Sarker  
 joint Secretary, LGD  
 National Project Director  
 SWAPNO Project,

Signature on behalf of UNDP:

05-Feb-2021

  
 Van Nguyen  
 Deputy Resident Representative  
 UNDP, Bangladesh

  
 28-Jan-2021

  
 31-Jan-2021

KNN

## UNDP Bangladesh NIM/DIM project Recruitment Plan - 2021

Project/Cluster: Strengthening Women's Ability for Productive New Opportunities (SWAPNO)

## 1. Recruitment Plan for 2021 - New Hire

Position	Position reflected in Annual work Plan Yes/No	Contract modality	Number of positions	Category/Band	Contract Duration	Person Expected on board*	Budgeted Amount in USD/BDT	Position budgeted & reflected in AWP Yes/No**
District Manager, Lalmonirhat	Yes	SC	1	SB3	1 year	January'2021	\$ 18,765.00	Yes

## 2. Position management - Existing Staff (both national and international if applicable) - all contract type (SC, IFTA, ITA, SSA)

Name	Position Title	Contract Modality	Level/Band	Contract end date (MM/DD/YYYY)	Planned extension	Remarks
Mr. Kajal Chatterjee	National Project Manager	SC	SB5	11/30/2020	11/30/2021	
Selina Choudhury	Livelihood Skills Dev. Specialist	SC	SB4	1/25/2021	5/31/2021	
Ahmadul Kabir Akon	Regional Coordinator, Kurigram	SC	SB4	12/2/2020	12/2/2021	
Md. Golam Fazle Rabbani	Enterprise Dev. & Employment Specialist	SC	SB4	2/15/2021	12/31/2021	
Md. Rajib Ahmed Bijoy	Finance & Admin Officer	SC	SB3	12/31/2020	12/31/2021	
Durani Md. Abul Ahsan	MIS Officer	SC	SB3	12/14/2020	12/14/2021	
Mizanur Rahman	M&E Officer	SC	SB3	3/9/2021	12/31/2021	
Md. Mahmood Hossain	District Manager, Jamalpur	SC	SB3	11/30/2020	11/30/2021	
Md. Mahmudul Haque	Fin. Monitoring Associate, Lalmonirhat	SC	SB3	12/31/2020	12/31/2021	
Md. Rajiur Rahman	Admin. Associate	SC	SB3	1/1/2021	12/31/2021	
Md. Amir Ali	Fin. Monitoring Associate, Jamalpur	SC	SB3	1/1/2021	12/31/2021	
Md. Zahidul Haque	Fin. Monitoring Associate, Gaibandha	SC	SB3	12/14/2020	12/14/2021	
Mohammad Masum Miah	Fin. Monitoring Associate, Kurigram	SC	SB3	1/1/2021	12/31/2021	
Md. Mosle Uddin	Finance & Admin Assistant	SC	SB2	1/1/2021	12/31/2021	
Mr. Rupan Chakma	Driver	SC	SB1	12/31/2020	12/31/2021	
Md. Johirul Islam	Driver	SC	SB1	12/31/2020	12/31/2021	



Kajal Chatterjee  
National Project Manager  
SWAPNO Project  
UNDP, Bangladesh



Ashekur Rahman  
Assistant Resident Representative  
Governance  
UNDP, Bangladesh



Khurshid Alam  
Assistant Resident Representative  
Resilience & Inclusive Growth  
UNDP, Bangladesh



Project Name	Project ID	Type of Procurement Action	Title of Procurement Action	Procurement Category	Description of goods, services or works required	Unit of Measure	Quantity	Estimated Unit Price in USD	Estimated Total Price in USD	Multi-year contractmin USD		Is Amendment?	Amendment Value (USD)	Procurement request submission date	Target Purchase Order Date (if Goods) and Planned Contract Start Date (if Civil Works, IC, or Services)	Final Delivery Date of Good/Services/ Civil works/IC	End user of goods, services or works	Procurement Process Status	Remarks
										2021	2022								
<b>Fresh Procurement :</b>																			
SWAPNO	00090809	Services	Individual Consultant (IC) - Local	Communications and Advocacy Services	National Consultant-corporate Engagement	EA	2	\$10,000.00	\$20,000.00	\$10,000.00	\$0.00	No	N/A	15-Jan-21	1-Feb-21	31-Jul-21	SWAPNO	Not Started	Not Initiated
SWAPNO	00090809	Services	Individual Consultant (IC) - Local	Communications and Advocacy Services	National Consultant-Research & Communications	EA	1	\$10,000.00	\$10,000.00	\$10,000.00	\$0.00	No	N/A	15-Jan-21	1-Feb-21	31-Jul-21	SWAPNO	Not Started	Not Initiated
SWAPNO	00090809	Services	NGO	NGO/CSO Engagement	Training, Mentoring & Counselling to Women Beneficiarie (Satkhira)	EA	1	\$21,300.00	\$21,300.00	\$21,300.00	\$0.00	No	N/A	15-Jan-21	1-Feb-21	31-Dec-21	SWAPNO	Not Started	Not Initiated
SWAPNO	00090809	Services	Individual Consultant (IC) - Local	Communications and Advocacy Services	International Consultant- Quality Assurance of Reports & Publications	EA	1	\$13,500.00	\$13,500.00	\$13,500.00	\$0.00	No	N/A	1-Feb-21	15-Feb-21	30-Jun-21	SWAPNO	Not Started	Not Initiated
SWAPNO	00090809	Services	Consulting Firm Services	Communications and Advocacy Services	Formal Sector Employment	EA	1	\$200,000.00	\$200,000.00	\$200,000.00	\$0.00	No	N/A	1-Feb-21	1-Mar-21	31-May-21	SWAPNO	Not Started	Not Initiated
SWAPNO	00090809	Services	Individual Consultant (IC) - Local	Communications and Advocacy Services	National Consultant for Disaster Resilience	EA	1	\$31,875.00	\$31,875.00	\$31,875.00	\$0.00	No	N/A	15-Jan-21	15-Dec-21	31-Dec-21	SWAPNO	Not Started	Not Initiated
SWAPNO	00090809	Services	Consulting Firm Services	Communications and Advocacy Services	Apprenticeship training, Capacity building, business enabling support, linkage	EA	1	\$140,000.00	\$140,000.00	\$140,000.00	\$0.00	No	N/A	15-Feb-21	20-Mar-21	31-Jul-21	SWAPNO	Not Started	Not Initiated
SWAPNO	00090809	Services	Consulting Firm Services	Communications and Advocacy Services	Partnership to ensure health service, handholding support to beneficiaries,	EA	1	\$50,000.00	\$50,000.00	\$50,000.00	\$0.00	No	N/A	1-Mar-21	1-Apr-21	31-Jul-21	SWAPNO	Not Started	Not Initiated
SWAPNO	00090809	Services	Consulting Firm Services	Communications and Advocacy Services	Partnership on disaster resilience, meeting for developing disaster resilience, promote	EA	1	\$125,000.00	\$125,000.00	\$125,000.00	\$0.00	No	N/A	15-Feb-21	31-Mar-21	31-Jul-21	SWAPNO	Not Started	Not Initiated
SWAPNO	00090809	Services	Individual Consultant (IC) - Local	Communications and Advocacy Services	National Consultant for Public Sector Engagement	EA	1	\$15,000.00	\$15,000.00	\$15,000.00	\$0.00	No	N/A	15-Feb-21	15-Mar-21	30-Sep-21	SWAPNO	Not Started	Not Initiated
SWAPNO	00090809	Services	Consulting Firm Services	Communications and Advocacy Services	End Line Survey	EA	1	\$50,000.00	\$50,000.00	\$50,000.00	\$0.00	No	N/A	1-May-21	31-May-21	31-Jul-21	SWAPNO	Not Started	Not Initiated
SWAPNO	00090809	Goods	Other Goods	Communications and Advocacy Services	Endorsing and scaling-up SWAPNO through Audio-visual production	EA	1	\$30,000.00	\$30,000.00	\$30,000.00	\$0.00	No	N/A	1-May-21	31-May-21	31-Jul-21	SWAPNO	Not Started	Not Initiated
SWAPNO	00090809	Services	Consulting Firm Services	Workshop/Seminar Cost (Location and /or Catering)	Endorsing and scaling-up SWAPNO through National Level Workshop	EA	1	\$50,000.00	\$50,000.00	\$50,000.00	\$0.00	No	N/A	1-Jul-21	31-Jul-21	30-Aug-21	SWAPNO	Not Started	Not Initiated
<b>Total</b>									<b>\$756,675.00</b>	<b>\$746,675.00</b>	<b>\$0.00</b>								
<b>Micro Purchasing :</b>																			
SWAPNO	00090809	Goods	Other Goods	Communications and Advocacy Services	Video Documentary on Formal Sector Employment	Nos	1	\$10,000.00	\$10,000.00	\$10,000.00	\$0.00	No	N/A	15-Feb-21	28-Feb-21	30-Jun-21	SWAPNO	Not Started	Not Initiated
SWAPNO	00090809	Services	Consulting Firm Services	Communications and Advocacy Services	Study on Market System Development	Nos	1	\$10,000.00	\$10,000.00	\$10,000.00	\$0.00	No	N/A	1-Feb-21	14-Feb-21	30-Mar-21	SWAPNO	Not Started	Not Initiated
SWAPNO	00090809	Goods	Other Goods	Printing/ Publishing and Design	BCC Materials for Nutrition	EA	1	\$10,000.00	\$10,000.00	\$10,000.00	\$0.00	No	N/A	15-Feb-21	28-Feb-21	20-Mar-21	SWAPNO	Not Started	Not Initiated
SWAPNO	00090809	Services	Workshop/Conference facilities	Workshop/Seminar Cost (Location and /or Catering)	Nutrition campaign at school and college level, popular drama	EA	1	\$10,000.00	\$10,000.00	\$10,000.00	\$0.00	No	N/A	1-Feb-21	14-Feb-21	30-Mar-21	SWAPNO	Not Started	Not Initiated
SWAPNO	00090809	Services	Consulting Firm Services	Communications and Advocacy Services	Promote micro-insurance products to beneficiaries	EA	1	\$10,000.00	\$10,000.00	\$10,000.00	\$0.00	No	N/A	1-Mar-21	10-Mar-21	30-Apr-21	SWAPNO	Not Started	Not Initiated
SWAPNO	00090809	Services	Consulting Firm Services	Communications and Advocacy Services	MIS upgradation (DFS Study, Animated Video, Photography etc)	EA	1	\$10,000.00	\$10,000.00	\$10,000.00	\$0.00	No	N/A	1-Feb-21	14-Feb-21	30-Jun-21	SWAPNO	Not Started	Not Initiated
SWAPNO	00090809	Services	Workshop/Conference facilities	Workshop/Seminar Cost (Location and /or Catering)	Organize inter-ministry visit with safety net reporting	EA	1	\$10,000.00	\$10,000.00	\$10,000.00	\$0.00	No	N/A	1-Mar-21	10-Mar-21	30-Apr-21	SWAPNO	Not Started	Not Initiated
SWAPNO	00090809	Services	Consulting Firm Services	Communications and Advocacy Services	Organize peer learning for best practice in UP and Upazila	EA	1	\$10,000.00	\$10,000.00	\$10,000.00	\$0.00	No	N/A	1-Mar-21	10-Mar-21	30-Apr-21	SWAPNO	Not Started	Not Initiated
SWAPNO	00090809	Services	Workshop/Conference facilities	Workshop/Seminar Cost (Location and /or Catering)	Refresher Training of the UW,PO and PC	EA	3	\$6,666.67	\$20,000.01	\$20,000.00	\$0.00	No	N/A	15-Jan-21	30-Jan-21	28-Feb-21	SWAPNO	Not Started	Not Initiated
SWAPNO	00090809	Goods	Communications Equipment	ICT Equipment	Netbook Computers	EA	2	\$2,500.00	\$5,000.00	\$5,000.00	\$0.00	No	N/A	15-Jan-21	30-Jan-21	28-Feb-21	SWAPNO	Not Started	Not Initiated
SWAPNO	00090809	Services	Consulting Firm Services	Communications and Advocacy Services	Study on the pilot initiatives and design for replication	EA	2	\$7,500.00	\$15,000.00	\$15,000.00	\$0.00	No	N/A	1-Mar-21	10-Mar-21	30-Apr-21	SWAPNO	Not Started	Not Initiated
<b>Total</b>									<b>\$120,000.01</b>	<b>\$120,000.00</b>	<b>\$0.00</b>								
<b>Multi Year Contract :</b>																			
SWAPNO	00090809	Services	NGO	NGO/CSO Engagement	Training, Mentoring & Counselling to Women Beneficiarie (Kurjigram)	EA	1	\$222,488.90	\$222,488.90	\$129,039.00	\$0.00	No	N/A	30-Jun-19	1-Jan-20	30-Apr-21	SWAPNO	Contract Mngt	Rolled over from 2020
SWAPNO	00090809	Services	NGO	NGO/CSO Engagement	Training, Mentoring & Counselling to Women Beneficiarie (Jamnorchat)	EA	1	\$136,280.23	\$136,280.23	\$66,312.00	\$0.00	No	N/A	30-Jun-19	25-Sep-19	31-May-21	SWAPNO	Contract Mngt	Rolled over from 2020
SWAPNO	00090809	Services	NGO	NGO/CSO Engagement	Training, Mentoring & Counselling to Women Beneficiarie (Gaibandha)	EA	1	\$65,556.37	\$65,556.37	\$33,200.00	\$0.00	No	N/A	30-Jun-19	1-Oct-19	31-May-21	SWAPNO	Contract Mngt	Rolled over from 2020
SWAPNO	00090809	Services	NGO	NGO/CSO Engagement	Training, Mentoring & Counselling to Women Beneficiarie (Jamalour)	EA	1	\$160,436.01	\$118,541.53	\$80,649.00	\$0.00	No	N/A	30-Jun-19	1-Nov-19	30-Jun-21	SWAPNO	Contract Mngt	Rolled over from 2020
<b>Total</b>									<b>\$542,867.03</b>	<b>\$309,200.00</b>	<b>\$0.00</b>								
<b>Total Estimated 2020 Procurement Plan (USD)</b>									<b>1,419,542.04</b>	<b>1,175,875.00</b>	<b>-</b>								

*Kajal Chatterjee*  
 Kajal Chatterjee  
 National Project Manager  
 SWAPNO Project  
 UNDP, Bangladesh

*Ashekur Rahman*  
 Ashekur Rahman  
 Assistant Resident Representative  
 Governance  
 UNDP, Bangladesh

*Khurshid Alam*  
 Khurshid Alam  
 Assistant Resident Representative  
 Resilience & Inclusive Growth  
 UNDP, Bangladesh

**Multi-Year Budget with UNDP Input - Version P**  
**Multi Year Budget**  
**For the period from 01 July 2014 to 30 June 2022**

Award ID :	00081623
Award Title :	SWAPNO
Project ID :	00090809
Project Title :	Strengthening Women's Ability for Productive New Opportunities-SWAPNO

Country	Bangladesh
Budget Type	Cost Sharing
Version/Status	P

Amounts in US\$

Budgetary Account		Exp. Account			Imp. Agent		Fund		Donor		Amount in USD									
Code	Description	Code	Description	Activity ID	Imp. Agent	Description	Code	Description	Code	Description	2014	2015	2016	2017	2018	2019	2020	2021	2022	Total
64300	DPC	64300	Staff Mgmt Costs-IP Staff	Activity1	001981	UNDP	30000	Cost Sharing	12270	SDGF	-	-	4,353.00	-	-	-	-	-	-	4,353.00
64300	DPC	64300	Staff Mgmt Costs-IP Staff	Activity1	001981	UNDP	04000	TRAC	00012	UNDP	-	-	14,683.00	-	-	9,420.00	-	-	-	24,103.00
64300	StfMgmt-GS	64300	Staff Mgmt Costs - IP Staff	Activity1	001981	UNDP	30000	Cost Sharing	00555	SIDA	-	-	-	-	-	14,169.00	-	-	-	14,169.00
71300	Local consultant	71300	Local Consultant	Activity1	001981	UNDP	04000	TRAC	00012	UNDP	-	-	-	-	-	-	-	-	-	-
71300	Local consultant	71300	Local Consultant	Activity1	001981	UNDP	30000	Cost Sharing	00555	SIDA	-	-	-	-	-	1,657.07	8,800.00	-	-	10,457.07
71400	ContractSrv	71400	Service Contract Individual	Activity1	001981	UNDP	30000	Cost Sharing	00555	SIDA	-	-	-	-	-	20,192.53	77,550.00	126,850.00	108,051.22	332,643.75
71600	Travel	71600	Travel	Activity1	001981	UNDP	04000	TRAC	00012	UNDP	-	-	6,989.54	1,452.09	910.44	2,041.22	-	-	-	11,393.29
71600	Travel	71600	Travel	Activity1	009368	ESDO	04000	TRAC	00012	UNDP	-	-	-	-	401.17	-	-	-	-	401.17
71600	Travel	71600	Travel	Activity1	011324	Shushilan	04000	TRAC	00012	UNDP	-	-	-	-	263.83	-	-	-	-	263.83
71600	Travel	71600	Travel	Activity1	001981	UNDP	30000	Cost Sharing	13182	MARICO	-	-	-	-	-	-	160.00	-	-	160.00
71600	Travel	71600	Travel	Activity1	009368	ESDO	30000	Cost Sharing	13182	MARICO	-	-	-	-	-	759.74	-	-	-	759.74
71600	Travel	71600	Travel	Activity1	009368	ESDO	30000	Cost Sharing	00555	SIDA	-	-	-	-	-	360.05	2,120.00	3,000.00	-	5,480.05
71600	Travel	71600	Travel	Activity1	011324	Shushilan	30000	Cost Sharing	13182	MARICO	-	-	-	-	-	412.24	220.00	100.00	-	732.24
71600	Travel	71600	Travel	Activity1	008059	NEX	04000	TRAC	00012	UNDP	-	-	-	-	-	848.56	390.00	-	-	1,238.56
71600	Travel	71600	Travel	Activity1	008059	NEX	30000	Cost Sharing	00555	SIDA	-	-	-	-	-	-	228.00	-	-	228.00
71600	Travel	71600	Travel	Activity1	009538	GUK	30000	Cost Sharing	00555	SIDA	-	-	-	-	-	176.78	140.00	200.00	-	516.78
71600	Travel	71600	Travel	Activity1	001981	UNDP	30000	Cost Sharing	12270	SDGF	-	-	-	13,348.27	-	-	-	-	-	13,348.27
71600	Travel	71600	Travel	Activity1	001981	UNDP	30000	Cost Sharing	00555	SIDA	-	-	-	-	-	-	5,600.00	2,500.00	-	8,100.00
71800	SC-IMP PR	71800	Contractual Services-Imp Partn	Activity1	009538	GUK	30000	Cost Sharing	00555	SIDA	-	-	-	-	-	6,294.16	28,505.00	29,000.00	-	63,799.16
71800	SC-IMP PR	71800	Contractual Services-Imp Partn	Activity1	009368	ESDO	30000	Cost Sharing	00555	SIDA	-	-	-	-	-	24,458.71	166,600.00	298,840.00	-	489,898.71
71800	SC-IMP PR	71800	Contractual Services-Imp Partn	Activity1	009368	ESDO	04000	TRAC	00012	UNDP	-	-	-	-	58,566.50	47,607.89	-	-	-	106,174.39
71800	SC-IMP PR	71800	Contractual Services-Imp Partn	Activity1	009368	ESDO	30000	Cost Sharing	12665	BSRM	-	-	-	-	-	52,564.60	-	-	-	52,564.60
71800	SC-IMP PR	71800	Contractual Services-Imp Partn	Activity1	009368	ESDO	30000	Cost Sharing	13182	MARICO	-	-	-	-	-	13,347.62	-	-	-	13,347.62
71800	SC-IMP PR	71800	Contractual Services-Imp Partn	Activity1	011324	Shushilan	04000	TRAC	00012	UNDP	-	-	-	-	44,395.76	19,946.76	-	-	-	64,342.52
71800	SC-IMP PR	71800	Contractual Services-Imp Partn	Activity1	011324	Shushilan	30000	Cost Sharing	13182	MARICO	-	-	-	-	-	50,018.27	13,580.00	14,418.39	-	78,016.66
72100	Contr-Cmpy	72100	Contractual Services-Companies	Activity1	009538	GUK	30000	Cost Sharing	00555	SIDA	-	-	-	-	-	483.72	2,030.00	2,200.00	-	4,713.72
72100	Contr-Cmpy	72100	Contractual Services-Companies	Activity1	009368	ESDO	30000	Cost Sharing	00555	SIDA	-	-	-	-	-	1,843.36	17,355.00	18,000.00	-	37,198.36
72100	Contr-Cmpy	72100	Contractual Services-Companies	Activity1	001981	UNDP	30000	Cost Sharing	12270	SDGF	-	59,351.41	-	112,919.97	-	-	-	-	-	172,271.38
72100	Contr-Cmpy	72100	Contractual Services-Companies	Activity1	008059	NEX	30000	Cost Sharing	12270	SDGF	-	-	-	10,103.97	-	-	-	-	-	10,103.97

LC

Budgetary Account		Exp. Account			Imp. Agent		Fund		Donor		Amount in USD										
Code	Description	Code	Description	Activity ID	Imp. Agent	Description	Code	Description	Code	Description	2014	2015	2016	2017	2018	2019	2020	2021	2022	Total	
72100	Contr-Cmpy	72100	Contractual Services-Companies	Activity1	001981	UNDP	30000	Cost Sharing	12665	BSRM	-	-	46,343.87	45,685.66	39,183.65	-	-	-	-	131,213.18	
72100	Contr-Cmpy	72100	Contractual Services-Companies	Activity1	001981	UNDP	04000	TRAC	00012	UNDP	92,853.00	92,846.21	128,554.74	47,543.84	-	-	-	-	-	361,797.79	
72100	Contr-Cmpy	72100	Contractual Services-Companies	Activity1	009368	ESDO	04000	TRAC	00012	UNDP	-	-	-	-	4,544.69	-	-	-	-	4,544.69	
72100	Contr-Cmpy	72100	Contractual Services-Companies	Activity1	011324	Shushilan	04000	TRAC	00012	UNDP	-	-	-	-	1,940.04	-	-	-	-	1,940.04	
72100	Contr-Cmpy	72100	Contractual Services-Companies	Activity1	009368	ESDO	30000	Cost Sharing	13182	MARICO	-	-	-	-	-	8,457.43	-	-	-	8,457.43	
72100	Contr-Cmpy	72100	Contractual Services-Companies	Activity1	011324	Shushilan	30000	Cost Sharing	13182	MARICO	-	-	-	-	-	3,388.87	650.00	800.00	-	4,838.87	
72100	Contr-Cmpy	72100	Contractual Services-Companies	Activity1	001981	Shushilan		Cost Sharing	13182	MARICO	-	-	-	-	-	-	-	13,694.00	-	13,694.00	
72100	Contr-Cmpy	72100	Contractual Services-Companies	Activity1	008059	NEX	30000	Cost Sharing	13182	MARICO	-	-	-	-	-	-	-	-	-	-	
72100	Contr-Cmpy	72100	Contractual Services-Companies	Activity1	001981	UNDP	30000	Cost Sharing	00555	SIDA	-	-	-	-	-	-	-	360,934.00	-	360,934.00	
72400	Comm&AV	72400	Communic & Audio Visual Equip	Activity1	001981	UNDP	30000	Cost Sharing	00555	SIDA	-	-	-	-	-	-	640.00	1,600.00	-	2,240.00	
72400	Comm&AV	72400	Communic & Audio Visual Equip	Activity1	009538	GUK	30000	Cost Sharing	00555	SIDA	-	-	-	-	-	35.36	145.00	200.00	-	380.36	
72400	Comm&AV	72400	Communic & Audio Visual Equip	Activity1	009368	ESDO	30000	Cost Sharing	00555	SIDA	-	-	-	-	-	129.64	1,135.00	9,000.00	-	10,264.64	
72400	Comm&AV	72400	Communic & Audio Visual Equip	Activity1	009368	ESDO	04000	TRAC	00012	UNDP	-	-	-	-	250.30	-	-	-	-	250.30	
72400	Comm&AV	72400	Communic & Audio Visual Equip	Activity1	011324	Shushilan	04000	TRAC	00012	UNDP	-	-	-	-	460.05	-	-	-	-	460.05	
72400	Comm&AV	72400	Communic & Audio Visual Equip	Activity1	008059	NEX	04000	TRAC	00012	UNDP	-	-	-	-	-	-	200.00	-	-	200.00	
72400	Comm&AV	72400	Communic & Audio Visual Equip	Activity1	001981	UNDP	04000	TRAC	00012	UNDP	-	-	-	-	-	159.39	15,210.00	-	-	15,369.39	
72400	Comm&AV	72400	Communic & Audio Visual Equip	Activity1	009368	ESDO	30000	Cost Sharing	13182	MARICO	-	-	-	-	-	501.61	-	-	-	501.61	
72400	Comm&AV	72400	Communic & Audio Visual Equip	Activity1	011324	Shushilan	30000	Cost Sharing	13182	MARICO	-	-	-	-	-	3,157.13	425.00	1,300.00	-	4,882.13	
72500	Supplies	72500	Stationery & Other Office Supplies	Activity1	009538	GUK	30000	Cost Sharing	00555	SIDA	-	-	-	-	-	58.92	200.00	250.00	-	508.92	
72500	Supplies	72500	Stationery & Other Office Supplies	Activity1	009368	ESDO	30000	Cost Sharing	00555	SIDA	-	-	-	-	-	144.42	1,000.00	2,000.00	-	3,144.42	
72500	Supplies	72500	Stationery & Other Office Supplies	Activity1	001981	UNDP	04000	TRAC	00012	UNDP	-	-	683.92	-	-	-	-	-	-	683.92	
72500	Supplies	72500	Stationery & Other Office Supplies	Activity1	008059	NEX	04000	TRAC	00012	UNDP	-	-	-	-	-	-	220.00	-	-	220.00	
72500	Supplies	72500	Stationery & Other Office Supplies	Activity1	009368	ESDO	04000	TRAC	00012	UNDP	-	-	-	-	219.35	-	-	-	-	219.35	
72500	Supplies	72500	Stationery & Other Office Supplies	Activity1	011324	Shushilan	04000	TRAC	00012	UNDP	-	-	-	-	211.19	-	-	-	-	211.19	
72500	Supplies	72500	Stationery & Other Office Supplies	Activity1	009368	ESDO	30000	Cost Sharing	13182	MARICO	-	-	-	-	-	427.85	-	-	-	427.85	
72500	Supplies	72500	Stationery & Other Office Supplies	Activity1	011324	Shushilan	30000	Cost Sharing	13182	MARICO	-	-	-	-	-	360.59	210.00	250.00	-	820.59	
72600	Grants	72600	Grants/Tenure bonus	Activity1	001981	UNDP	30000	Cost Sharing	12270	SDGF	-	93,361.89	-	-	-	-	-	-	-	93,361.89	
72600	Grants	72600	Grants/Tenure bonus	Activity1	008059	NEX	30000	Cost Sharing	12270	SDGF	-	20,029.78	-	-	-	-	-	-	-	20,029.78	
72600	Grants	72600	Grants/Tenure bonus	Activity1	001981	UNDP	04000	TRAC	00012	UNDP	-	107,773.17	-	-	-	-	-	-	-	107,773.17	
72600	Grants	72600	Grants/Tenure bonus	Activity1	008059	NEX	04000	TRAC	00012	UNDP	-	93,355.53	-	-	-	-	-	-	-	93,355.53	
72700	Hospitality	72700	Hospitality/Catering	Activity1	008059	NEX	30000	Cost Sharing	12270	SDGF	-	-	-	2,148.12	-	-	-	-	-	2,148.12	
72800	Infotecheq	72800	Information Technology Equipmt	Activity1	001981	UNDP	04000	TRAC	00012	UNDP	-	-	1,710.24	-	-	-	-	-	-	1,710.24	
73100	Rent&Maint	73100	Rental & Maintenance-Premises	Activity1	009538	GUK	30000	Cost Sharing	00555	SIDA	-	-	-	-	-	47.20	100.00	200.00	-	347.20	
73100	Rent&Maint	73100	Rental & Maintenance-Premises	Activity1	009368	ESDO	30000	Cost Sharing	00555	SIDA	-	-	-	-	-	118.33	600.00	1,000.00	-	1,718.33	

LC

Budgetary Account		Exp. Account			Imp. Agent		Fund		Donor		Amount in USD										
Code	Description	Code	Description	Activity ID	Imp. Agent	Description	Code	Description	Code	Description	2014	2015	2016	2017	2018	2019	2020	2021	2022	Total	
73100	Rent&Maint	73100	Rental & Maintenance-Premises	Activity1	008059	NEX	04000	TRAC	00012	UNDP	-	-	-	-	-	-	150.00	-	-	150.00	
73100	Rent&Maint	73100	Rental & Maintenance-Premises	Activity1	009368	ESDO	04000	TRAC	00012	UNDP	-	-	-	-	573.65	-	-	-	-	573.65	
73100	Rent&Maint	73100	Rental & Maintenance-Premises	Activity1	011324	Shushilan	04000	TRAC	00012	UNDP	-	-	-	-	240.19	-	-	-	-	240.19	
73100	Rent&Maint	73100	Rental & Maintenance-Premises	Activity1	008059	NEX	30000	Cost Sharing	13182	MARICO	-	-	-	-	-	-	-	-	-	-	
73100	Rent&Maint	73100	Rental & Maintenance-Premises	Activity1	009368	ESDO	30000	Cost Sharing	13182	MARICO	-	-	-	-	-	1,312.96	-	-	-	1,312.96	
73100	Rent&Maint	73100	Rental & Maintenance-Premises	Activity1	011324	Shushilan	30000	Cost Sharing	00555	SIDA	-	-	-	-	-	-	-	-	-	-	
73100	Rent&Maint	73100	Rental & Maintenance-Premises	Activity1	011324	Shushilan	30000	Cost Sharing	13182	MARICO	-	-	-	-	-	354.93	5.00	-	-	359.93	
73400	Rent&Maint	73400	Rental & Maint of Other Equip	Activity1	009538	GUK	30000	Cost Sharing	00555	SIDA	-	-	-	-	-	243.57	635.00	750.00	-	1,628.57	
73400	Rent&Maint	73400	Rental & Maint of Other Equip	Activity1	001981	UNDP	30000	Cost Sharing	00555	SIDA	-	-	-	-	-	-	800.00	-	-	800.00	
73400	Rent&Maint	73400	Rental & Maint of Other Equip	Activity1	009368	ESDO	30000	Cost Sharing	00555	SIDA	-	-	-	-	-	943.60	7,330.00	8,000.00	-	16,273.60	
73400	Rent&Maint	73400	Rental & Maint of Other Equip	Activity1	009368	ESDO	04000	TRAC	00012	UNDP	-	-	-	-	1,581.53	-	-	-	-	1,581.53	
73300	Rent&Maint	73300	Rental & Maint of Info Tech Eq	Activity1	001981	UNDP	30000	Cost Sharing	00555	SIDA	-	-	-	-	-	2,779.11	-	-	-	2,779.11	
73400	Rent&Maint	73400	Rental & Maint of Other Equip	Activity1	011324	Shushilan	04000	TRAC	00012	UNDP	-	-	-	-	2,071.62	-	-	-	-	2,071.62	
73400	Rent&Maint	73400	Rental & Maint of Other Equip	Activity1	008059	NEX	04000	TRAC	00012	UNDP	-	-	-	-	-	-	100.00	-	-	100.00	
74200	AudioVisl	74200	Audio Visual&Print Prod Costs	Activity1	008059	NEX	04000	TRAC	00012	UNDP	-	-	-	-	-	469.06	225.00	-	-	694.06	
73400	Rent&Maint	73400	Rental & Maint of Other Equip	Activity1	009368	ESDO	30000	Cost Sharing	13182	MARICO	-	-	-	-	-	3,196.59	-	-	-	3,196.59	
73400	Rent&Maint	73400	Rental & Maint of Other Equip	Activity1	011324	Shushilan	30000	Cost Sharing	13182	MARICO	-	-	-	-	-	3,695.57	1,275.00	1,300.00	-	6,270.57	
73400	Rent&Maint	73400	Rental & Maint of Other Equip	Activity1	001981	UNDP	04000	TRAC	00012	UNDP	-	-	-	-	1,203.81	-	135.00	-	-	1,338.81	
74100	Prof Srvcs	74100	Professional Services	Activity1	009368	ESDO	04000	TRAC	00012	UNDP	-	-	-	-	477.00	-	-	-	-	477.00	
74100	Prof Srvcs	74100	Professional Services	Activity1	009368	ESDO	30000	Cost Sharing	00555	SIDA	-	-	-	-	-	-	1,120.00	1,500.00	-	2,620.00	
74100	Prof Srvcs	74100	Professional Services	Activity1	009368	ESDO	30000	Cost Sharing	13182	MARICO	-	-	-	-	-	471.42	-	-	-	471.42	
74100	Prof Srvcs	74100	Professional Services	Activity1	009538	GUK	30000	Cost Sharing	00555	SIDA	-	-	-	-	-	-	235.00	250.00	-	485.00	
74200	AudioVisl	74200	Audio Visual&Print Prod Costs	Activity1	001981	UNDP	04000	TRAC	00012	UNDP	-	-	1,568.50	-	-	8,084.65	-	-	-	9,653.15	
74200	AudioVisl	74200	Audio Visual&Print Prod Costs	Activity1	008059	NEX	30000	Cost Sharing	12270	SDGF	-	-	-	613.59	-	-	-	-	-	613.59	
74200	AudioVisl	74200	Audio Visual&Print Prod Costs	Activity1	001981	UNDP	30000	Cost Sharing	13182	MARICO	-	-	-	-	11,516.73	-	9,175.00	-	-	20,691.73	
74200	AudioVisl	74200	Audio Visual&Print Prod Costs	Activity1	001981	UNDP	30000	Cost Sharing	00555	SIDA	-	-	-	-	-	-	-	10,000.00	-	10,000.00	
74500	MiscEx	74500	Miscellaneous Expenses	Activity1	009368	ESDO	30000	Cost Sharing	00555	SIDA	-	-	-	-	-	53.03	830.00	1,000.00	-	1,883.03	
74500	MiscEx	74500	Miscellaneous Expenses	Activity1	001981	UNDP	30000	Cost Sharing	12270	SDGF	-	-	1,866.00	-	-	-	-	-	-	1,866.00	
74500	MiscEx	74500	Miscellaneous Expenses	Activity1	001981	UNDP	04000	TRAC	00012	UNDP	-	-	6,293.18	-	-	2,625.00	-	-	-	8,918.18	
74500	MiscEx	74500	Miscellaneous Expenses	Activity1	008059	NEX	04000	TRAC	00012	UNDP	-	-	-	-	-	-	140.00	-	-	140.00	
74500	MiscEx	74500	Miscellaneous Expenses	Activity1	009368	ESDO	04000	TRAC	00012	UNDP	-	-	-	-	256.25	-	-	-	-	256.25	

LG



Budgetary Account		Exp. Account			Imp. Agent		Fund		Donor		Amount in USD										
Code	Description	Code	Description	Activity ID	Imp. Agent	Description	Code	Description	Code	Description	2014	2015	2016	2017	2018	2019	2020	2021	2022	Total	
74500	MiscEx	74500	Miscellaneous Expenses	Activity1	009368	ESDO	30000	Cost Sharing	13182	MARICO	-	-	-	-	-	595.65	-	-	-	595.65	
75100	F&A	75100	Facilities & Administration	Activity1	009538	GUK	30000	Cost Sharing	00555	SIDA	-	-	-	-	-	589.44	2,567.00	2,656.00	-	5,812.44	
75100	F&A	75100	Facilities & Administration	Activity1	009368	ESDO	30000	Cost Sharing	00555	SIDA	-	-	-	-	-	2,256.55	15,984.00	27,587.00	-	45,827.55	
75100	F&A	75100	Facilities & Administration	Activity1	001981	UNDP	30000	Cost Sharing	12665	BSRM	-	-	3,707.50	3,654.85	3,134.69	-	-	-	-	10,497.04	
75100	F&A	75100	Facilities & Administration	Activity1	001981	UNDP	30000	Cost Sharing	12270	SDGF	-	13,819.44	3,012.50	17,146.14	-	-	-	-	-	33,978.08	
75100	F&A	75100	Facilities & Administration	Activity1	009368	ESDO	30000	Cost Sharing	13182	MARICO	-	-	-	-	-	2,402.78	-	-	-	2,402.78	
75100	F&A	75100	Facilities & Administration	Activity1	011324	Shushilan	30000	Cost Sharing	13182	MARICO	-	-	-	-	-	5,561.19	1,332.00	1,813.47	-	8,706.66	
75100	F&A	75100	Facilities & Administration	Activity1	009368	ESDO	30000	Cost Sharing	12665	BSRM	-	-	-	-	-	4,205.17	-	-	-	4,205.17	
75100	F&A	75100	Facilities & Administration	Activity1	001981	UNDP	30000	Cost Sharing	13182	MARICO	-	-	-	-	-	-	747.00	1,095.00	-	1,842.00	
75100	F&A	75100	Facilities & Administration	Activity1	008059	NEX	30000	Cost Sharing	13182	MARICO	-	-	-	-	-	3,853.38	-	-	-	3,853.38	
74500	MiscExp	74500	Miscellaneous Expenses	Activity1	001981	UNDP	30000	Cost Sharing	00555	SIDA	-	-	-	-	-	7,485.00	-	-	-	7,485.00	
75100	F&A	75100	Facilities & Administration	Activity1	001981	UNDP	30000	Cost Sharing	00555	SIDA	-	-	-	-	-	3,711.73	19,113.00	44,551.00	-	67,375.73	
75700	TR,WKSP,CF	75700	Training, Workshops and Confer	Activity1	009538	GUK	30000	Cost Sharing	00555	SIDA	-	-	-	-	-	28.29	90.00	150.00	-	288.29	
75700	TR,WKSP,CF	75700	Training, Workshops and Confer	Activity1	009368	ESDO	30000	Cost Sharing	00555	SIDA	-	-	-	-	-	155.74	1,710.00	2,500.00	-	4,365.74	
75700	TR,WKSP,CF	75700	Training, Workshops and Confer	Activity1	001981	UNDP	04000	TRAC	00012	UNDP	-	-	76,416.20	-	-	-	630.00	-	-	77,046.20	
75700	TR,WKSP,CF	75700	Training, Workshops and Confer	Activity1	008059	NEX	04000	TRAC	00012	UNDP	-	-	-	-	39,722.31	6,299.08	300.00	-	-	46,321.39	
75700	TR,WKSP,CF	75700	Training, Workshops and Confer	Activity1	009368	ESDO	04000	TRAC	00012	UNDP	-	-	-	-	430.74	-	-	-	-	430.74	
75700	TR,WKSP,CF	75700	Training, Workshops and Confer	Activity1	011324	Shushilan	04000	TRAC	00012	UNDP	-	-	-	-	858.13	-	-	-	-	858.13	
75700	TR,WKSP,CF	75700	Training, Workshops and Confer	Activity1	009368	ESDO	30000	Cost Sharing	13182	MARICO	-	-	-	-	-	963.80	-	-	-	963.80	
75700	TR,WKSP,CF	75700	Training, Workshops and Confer	Activity1	011324	Shushilan	30000	Cost Sharing	13182	MARICO	-	-	-	-	-	8,127.22	285.00	4,500.00	-	12,912.22	
75700	TR,WKSP,CF	75700	Training, Workshops and Confer	Activity1	008059	NEX	30000	Cost Sharing	12270	SDGF	-	-	36,816.76	105,810.84	-	-	-	-	-	142,627.60	
75700	TR,WKSP,CF	75700	Training, Workshops and Confer	Activity1	008059	NEX	30000	Cost Sharing	13182	MARICO	-	-	-	-	82,407.85	48,167.28	-	-	-	130,575.13	
75700	TR,WKSP,CF	75700	Training, Workshops and Confer	Activity1	001981	UNDP	30000	Cost Sharing	00555	SIDA	-	-	-	-	-	113.94	139,628.00	55,000.00	-	194,741.94	
75700	TR,WKSP,CF	75700	Training, Workshops and Confer	Activity1	008059	NEX	30000	Cost Sharing	00555	SIDA	-	-	-	-	-	-	39.00	-	-	39.00	
76100	FXCurrLoss	76100	Foreign Exchange Currency Loss	Activity1	001981	UNDP	04000	TRAC	00012	UNDP	-	(292.50)	(2,282.79)	(210.16)	1.55	-	-	-	-	(2,783.90)	
76100	FXCurrLoss	76100	Foreign Exchange Currency Loss	Activity1	009368	ESDO	04000	TRAC	00012	UNDP	-	-	-	-	(430.50)	(119.19)	-	-	-	(549.69)	
76100	FXCurrLoss	76100	Foreign Exchange Currency Loss	Activity1	009368	ESDO	30000	Cost Sharing	13182	MARICO	-	-	-	-	-	(43.36)	-	-	-	(43.36)	
76100	FXCurrLoss	76100	Foreign Exchange Currency Loss	Activity1	009368	ESDO	30000	Cost Sharing	12665	BSRM	-	-	-	-	-	(62.62)	-	-	-	(62.62)	
76100	FXCurrLoss	76100	Foreign Exchange Currency Loss	Activity1	011324	Shushilan	30000	Cost Sharing	13182	MARICO	-	-	-	-	-	(125.16)	-	-	-	(125.16)	
76100	FXCurrLoss	76100	Foreign Exchange Currency Loss	Activity1	011324	Shushilan	04000	TRAC	00012	UNDP	-	-	-	-	(342.59)	15.44	-	-	-	(327.15)	
76100	FXCurrLoss	76100	Foreign Exchange Currency Loss	Activity1	008059	UNDP	04000	TRAC	00012	UNDP	-	-	-	-	-	(11.09)	-	-	-	(11.09)	
76100	FXCurrLoss	76100	Foreign Exchange Currency Loss	Activity1	008059	UNDP	30000	Cost Sharing	13182	MARICO	-	-	-	-	-	(110.31)	-	-	-	(110.31)	
76100	FXCurrLoss	76100	Foreign Exchange Currency Loss	Activity1	001981	UNDP	30000	Cost Sharing	00555	SIDA	-	-	-	-	-	(0.10)	-	-	-	(0.10)	
76100	FXCurrLoss	76100	Foreign Exchange Currency Loss	Activity1	001981	UNDP	30000	Cost Sharing	13182	MARICO	-	-	-	-	82.87	0.37	-	-	-	83.24	
76100	FXCurrLoss	76100	Foreign Exchange Currency Loss	Activity1	001981	UNDP	30000	Cost Sharing	12270	SDGF	-	(528.94)	-	(9.17)	-	-	-	-	-	(538.11)	
Sub total: Activity1											92,853.00	479,715.99	330,716.16	360,208.01	295,132.80	401,878.73	548,593.00	1,048,988.86	108,051.22	3,666,137.77	

Budgetary Account		Exp. Account			Imp. Agent		Fund		Donor		Amount in USD										
Code	Description	Code	Description	Activity ID	Imp. Agent	Description	Code	Description	Code	Description	2014	2015	2016	2017	2018	2019	2020	2021	2022	Total	
71600	Travel	71600	Travel	Activity2	001981	UNDP	04000	TRAC	00012	UNDP	-	-	102.07	-	-	-	-	-	-	102.07	
71600	Travel	71600	Travel	Activity2	001981	UNDP	30000	Cost Sharing	00555	SIDA	-	-	-	-	-	-	-	1,000.00	-	1,000.00	
72100	Contr-Cmpy	72100	Contractual Services-Companies	Activity2	001981	UNDP	04000	TRAC	00012	UNDP	-	-	54,497.57	-	-	-	-	-	-	54,497.57	
72300	Matl&Goods	72300	Materials & Goods	Activity2	009368	ESDO	30000	Cost Sharing	00555	SIDA	-	-	-	-	-	-	(60.00)	88,360.00	-	88,300.00	
72300	Matl&Goods	72300	Materials & Goods	Activity2	009538	GUK	30000	Cost Sharing	00555	SIDA	-	-	-	-	-	-	8,620.00	-	-	8,620.00	
72500	Supplies	72500	Supplies	Activity2	001981	UNDP	04000	TRAC	00012	UNDP	-	-	1,136.84	-	-	-	-	-	-	1,136.84	
72500	Supplies	72500	Supplies	Activity2	001981	UNDP	30000	Cost Sharing	00555	SIDA	-	-	-	-	-	-	3,960.00	-	-	3,960.00	
74200	AudioVisl	74200	Audio Visual&Print Prod Costs	Activity2	001981	UNDP	04000	TRAC	00012	UNDP	-	-	2,186.92	4,368.56	-	7,718.57	-	-	-	14,274.05	
74200	AudioVisl	74200	Audio Visual&Print Prod Costs	Activity2	001981	UNDP	30000	Cost Sharing	00555	SIDA	-	-	-	-	-	-	23,705.00	10,000.00	-	33,705.00	
74200	AudioVisl	74200	Audio Visual&Print Prod Costs	Activity2	001981	UNDP	30000	Cost Sharing	13182	MARICO	-	-	-	-	-	-	8,700.00	-	-	8,700.00	
75100	F&A	75100	Facilities & Administration	Activity2	001981	UNDP	30000	Cost Sharing	12270	SDGF	-	-	-	523.93	-	-	-	-	-	523.93	
75100	F&A	75100	Facilities & Administration	Activity2	001981	UNDP	30000	Cost Sharing	13182	MARICO	-	-	-	-	-	1,262.98	-	-	-	1,262.98	
75100	F&A	75100	Facilities & Administration	Activity2	001981	UNDP	30000	Cost Sharing	00555	SIDA	-	-	-	-	-	-	16,528.00	880.00	-	17,408.00	
75100	F&A	75100	Facilities & Administration	Activity2	001981	UNDP	30000	Cost Sharing	13182	MARICO	-	-	-	-	-	-	696.00	400.00	-	1,096.00	
75100	F&A	75100	Facilities & Administration	Activity2	009368	ESDO	30000	Cost Sharing	00555	SIDA	-	-	-	-	-	-	(25.00)	8,753.00	-	8,728.00	
75100	F&A	75100	Facilities & Administration	Activity2	009538	GUK	30000	Cost Sharing	00555	SIDA	-	-	-	-	-	-	768.00	-	-	768.00	
75700	TR,WKSP,CF	75700	Training, Workshops and Confer	Activity2	008059	NEX	04000	TRAC	00012	UNDP	-	-	4,498.40	41,553.76	33,502.71	1,145.55	-	-	-	80,700.42	
75700	TR,WKSP,CF	75700	Training, Workshops and Confer	Activity2	008059	NEX	30000	Cost Sharing	12270	SDGF	-	-	-	7,484.73	-	-	-	-	-	7,484.73	
75700	TR,WKSP,CF	75700	Training, Workshops and Confer	Activity2	001981	UNDP	30000	Cost Sharing	00555	SIDA	-	-	-	-	-	-	178,925.00	-	-	178,925.00	
75700	TR,WKSP,CF	75700	Training, Workshops and Confer	Activity2	001981	UNDP	30000	Cost Sharing	13182	MARICO	-	-	-	-	-	15,787.27	-	5,000.00	-	20,787.27	
75700	TR,WKSP,CF	75700	Training, Workshops and Confer	Activity2	009368	ESDO	30000	Cost Sharing	00555	SIDA	-	-	-	-	-	-	(250.00)	21,050.00	-	20,800.00	
75700	TR,WKSP,CF	75700	Training, Workshops and Confer	Activity2	009538	GUK	30000	Cost Sharing	00555	SIDA	-	-	-	-	-	-	975.00	-	-	975.00	
76100	FXCurrLoss	76100	Foreign Exchange Currency Loss	Activity2	001981	UNDP	04000	TRAC	00012	UNDP	-	-	0.70	(26.80)	-	(19.88)	-	-	-	(45.98)	
<b>Sub total: Activity2</b>											-	-	<b>62,422.50</b>	<b>53,904.18</b>	<b>33,502.71</b>	<b>25,894.49</b>	<b>242,542.00</b>	<b>135,443.00</b>	-	<b>553,708.88</b>	

Budgetary Account		Exp. Account			Imp. Agent		Fund		Donor		Amount in USD									
Code	Description	Code	Description	Activity ID	Imp. Agent	Description	Code	Description	Code	Description	2014	2015	2016	2017	2018	2019	2020	2021	2022	Total
71400	ContractSrv	71400	Service Contract Individual	Activity3	001981	UNDP	30000	Cost Sharing	00555	SIDA	-	-	-	-	-	-	41,200.00	22,300.00	-	63,500.00
71600	Travel	71600	Travel	Activity3	001981	UNDP	04000	TRAC	00012	UNDP	-	-	-	-	312.07	-	-	-	-	312.07
71600	Travel	71600	Travel	Activity3	001981	UNDP	30000	Cost Sharing	13182	Marico	-	-	-	-	-	-	2,000.00	-	-	2,000.00
71600	Travel	71600	Travel	Activity3	001981	UNDP	30000	Cost Sharing	00555	SIDA	-	-	-	-	-	-	-	2,500.00	-	2,500.00
72400	Comm&AV	72400	Communic & Audio Visual Equip	Activity3	001981	UNDP	30000	Cost Sharing	00555	SIDA	-	-	-	-	-	-	250.00	210.00	-	460.00
74200	AudioVisl	74200	Audio Visual&Print Prod Costs	Activity3	001981	UNDP	30000	Cost Sharing	00555	SIDA	-	-	-	-	-	-	1,000.00	15,000.00	-	16,000.00
75700	TR,WKSP,CF	75700	Training, Workshops and Confer	Activity3	008059	NEX	04000	TRAC	00012	UNDP	-	-	87,023.19	-	-	-	-	-	-	87,023.19
75700	TR,WKSP,CF	75700	Training, Workshops and Confer	Activity3	001981	UNDP	30000	Cost Sharing	00555	SIDA	-	-	-	-	-	-	5,900.00	10,000.00	-	15,900.00
72100	Contr-Cmpy	72100	Contractual Services-Companies	Activity3	008059	NEX	30000	Cost Sharing	12270	SDGF	-	-	-	5,676.62	-	-	-	-	-	5,676.62
72100	Contr-Cmpy	72100	Contractual Services-Companies	Activity3	001981	UNDP	30000	Cost Sharing	00555	SIDA	-	-	-	-	-	-	56,895.00	20,000.00	-	76,895.00
75100	F&A	75100	Facilities & Administration	Activity3	001981	UNDP	30000	Cost Sharing	00555	SIDA	-	-	-	-	-	-	8,420.00	5,601.00	-	14,021.00
75100	F&A	75100	Facilities & Administration	Activity3	001981	UNDP	30000	Cost Sharing	13182	Marico	-	-	-	-	-	-	160.00	-	-	160.00
75100	F&A	75100	Facilities & Administration	Activity3	001981	UNDP	30000	Cost Sharing	12270	SDGF	-	-	-	397.37	-	-	-	-	-	397.37
<b>Sub total: Activity3</b>											-	-	87,023.19	6,073.99	312.07	-	115,825.00	75,611.00	-	284,845.25

*LG*

Budgetary Account		Exp. Account			Imp. Agent		Fund		Donor		Amount in USD									
Code	Description	Code	Description	Activity ID	Imp. Agent	Description	Code	Description	Code	Description	2014	2015	2016	2017	2018	2019	2020	2021	2022	Total
71400	ContractSrv	71400	Service Contract Individual	Activity4	001981	UNDP	30000	Cost Sharing	00555	SIDA	-	-	-	-	-	-	69,000.00	62,500.00	16,953.69	148,453.69
71600	Travel	71600	Travel	Activity4	001981	UNDP	04000	TRAC	00012	UNDP	-	-	-	5,481.10	-	756.66	-	-	-	6,237.76
71600	Travel	71600	Travel	Activity4	008059	NEX	04000	TRAC	00012	UNDP	-	-	-	390.55	-	-	55.00	-	-	445.55
71600	Travel	71600	Travel	Activity4	001981	UNDP	30000	Cost Sharing	00555	SIDA	-	-	-	-	-	-	500.00	2,500.00	-	3,000.00
71600	Travel	71600	Travel	Activity4	001981	UNDP	30000	Cost Sharing	13182	MARICO	-	-	-	-	-	-	320.00	-	-	320.00
72100	Contr-Cmpy	72100	Contractual Services-Companies	Activity4	008059	NEX	30000	TRAC	00012	UNDP	-	-	-	-	-	5,213.39	-	-	-	5,213.39
72100	Contr-Cmpy	72100	Contractual Services-Companies	Activity4	001981	UNDP		Cost Sharing	13182	UNDP	-	-	-	-	-	-	-	50,000.00	-	50,000.00
72200	Equip&Furn	72200	Equipment and Furniture	Activity4	001981	UNDP	30000	Cost Sharing	13182	MARICO	-	-	-	-	-	-	2,150.00	-	-	2,150.00
72300	Matl&Goods	72300	Materials and Goods	Activity4	001981	UNDP	04000	TRAC	00012	UNDP	-	32,921.21	-	15,699.63	-	2,306.44	-	-	-	50,927.28
72400	Comm&AV	72400	Communic & Audio Visual Equip	ACTIVITY4	001981	UNDP	30000	Cost Sharing	00555	SIDA	-	-	-	-	-	-	850.00	1,150.00	-	2,000.00
72500	Supplies	72500	Supplies	Activity4	001981	UNDP	04000	TRAC	00012	UNDP	-	1,196.48	-	-	-	-	-	-	-	1,196.48
72500	Supplies	72500	Supplies	Activity4	008059	NEX	04000	TRAC	00012	UNDP	-	-	-	3,186.90	-	-	-	-	-	3,186.90
72600	Grants	72600	Grants/Tenure bonus	Activity4	001981	UNDP	30000	Cost Sharing	12270	SDGF	-	355,112.75	-	-	-	-	-	-	-	355,112.75
72600	Grants	72600	Grants/Wages	Activity4	008059	NEX	04000	TRAC	00012	UNDP	-	392,840.35	-	-	-	-	-	-	-	392,840.35
72600	Grants	72600	Grants/Wages	Activity4	001981	UNDP	04000	TRAC	00012	UNDP	-	216,124.69	-	-	-	-	-	-	-	216,124.69
74200	AudioVisl	74200	Audio Visual&Print Prod Costs	Activity4	008059	NEX	04000	TRAC	00012	UNDP	-	-	-	-	-	84.86	-	-	-	84.86
74500	MiscEx	74500	Miscellaneous Expenses	Activity4	008059	NEX	04000	TRAC	00012	UNDP	-	-	4,008.01	-	89.52	-	-	-	-	4,097.53
74500	MiscEx	74500	Miscellaneous Expenses	Activity4	008059	NEX	30000	Cost Sharing	12270	SDGF	-	-	-	805.14	-	-	-	-	-	805.14
74700	TransShip	74700	Transport Shipping and Handle	Activity4	008059	NEX	04000	TRAC	00012	UNDP	-	-	-	-	-	909.84	-	-	-	909.84
75100	F&A	75100	Facilities & Administration	Activity4	001981	UNDP	30000	Cost Sharing	12270	SDGF	-	28,711.03	-	56.36	-	-	-	-	-	28,767.39
75100	F&A	75100	Facilities & Administration	Activity4	001981	UNDP	30000	Cost Sharing	13182	MARICO	-	-	-	-	-	-	198.00	4,000.00	-	4,198.00
75100	F&A	75100	Facilities & Administration	Activity4	001981	UNDP	30000	Cost Sharing	00555	SIDA	-	-	-	-	-	-	3,870.00	6,092.00	-	9,962.00
75700	TR,WKSP,CF	75700	Training, Workshops and Confer	Activity4	008059	NEX	30000	Cost Sharing	12270	SDGF	-	3,775.08	-	-	-	-	-	-	-	3,775.08
75700	TR,WKSP,CF	75700	Training, Workshops and Confer	Activity4	001981	UNDP	30000	Cost Sharing	00555	SIDA	-	-	-	-	-	-	16,400.00	10,000.00	-	26,400.00
75700	TR,WKSP,CF	75700	Training, Workshops and Confer	Activity4	008059	NEX	04000	TRAC	00012	UNDP	-	-	30,691.65	-	-	-	-	-	-	30,691.65
76100	FXCurrLoss	76100	Foreign Exchange Currency Loss	Activity4	001981	UNDP	04000	TRAC	00012	UNDP	-	-	-	(57.04)	(2.36)	-	-	-	-	(59.40)
76100	FXCurrLoss	76100	Foreign Exchange Currency Loss	Activity4	001981	UNDP	30000	Cost Sharing	12270	SDGF	-	(1,391.24)	-	-	-	-	-	-	-	(1,391.24)
<b>Sub total: Activity4</b>											-	1,029,290.35	34,699.66	25,562.64	87.16	9,271.19	93,343.00	136,242.00	16,953.69	1,345,449.69

LC

Budgetary Account		Exp. Account			Imp. Agent		Fund		Donor		Amount in USD									
Code	Description	Code	Description	Activity ID	Imp. Agent	Description	Code	Description	Code	Description	2014	2015	2016	2017	2018	2019	2020	2021	2022	Total
71300	Local consultant	71300	Local Consultant	Activity5	001981	UNDP	30000	Cost Sharing	00555	SIDA	-	-	-	-	-	-	18,500.00	17,000.00	-	35,500.00
71600	Travel	71600	Travel	Activity5	001981	UNDP	30000	Cost Sharing	13182	MARICO						-	-	1,500.00	-	1,500.00
72100	Contr-Cmpy	72100	Contractual Services-Companies	Activity5	001981	UNDP	30000	Cost Sharing	00555	SIDA						-	7,250.00	-	-	7,250.00
72300	Matl&Goods	72300	Materials and Goods	Activity5	001981	UNDP	04000	TRAC	00012	UNDP						-	2,150.00	-	-	2,150.00
72400	Comm&AV	72400	Communic & Audio Visual Equip	Activity5	001981	UNDP	30000	Cost Sharing	00555	SIDA						-	125.00	-	-	125.00
72500	Supplies	72500	Supplies	Activity5	001981	UNDP	04000	TRAC	00012	UNDP						-	335.00	-	-	335.00
74200	AudioVisl	74200	Audio Visual&Print Prod Costs	Activity5	001981	UNDP	30000	Cost Sharing	00555	SIDA	-	-	-	-	-	-	11,160.00	-	-	11,160.00
74700	TransShip	74700	Transport Shipping and Handle	Activity5	001981	UNDP	04000	TRAC	00012	UNDP						-	3,690.00	-	-	3,690.00
74700	TransShip	74700	Transport Shipping and Handle	Activity5	001981	UNDP	30000	Cost Sharing	00555	SIDA						-	3,165.00	-	-	3,165.00
75100	F&A	75100	Facilities & Administration	Activity5	001981	UNDP	30000	Cost Sharing	00555	SIDA	-	-	-	-	-	-	19,100.00	6,160.00	-	25,260.00
75100	F&A	75100	Facilities & Administration	Activity5	001981	UNDP		Cost Sharing	13182	Marico						-	-	120.00	-	120.00
75700	TR,WKSP,CF	75700	Training, Workshops and Confer	Activity5	001981	UNDP	30000	Cost Sharing	00555	SIDA	-	-	-	-	-	-	28,300.00	60,000.00	-	88,300.00
<b>Sub total: Activity5</b>											-	-	-	-	-	-	<b>93,775.00</b>	<b>84,780.00</b>	-	<b>178,555.00</b>
71200	Int'l consultant	71200	International Consultant	Activity6	001981	UNDP	30000	Cost Sharing	00555	SIDA	-	-	-	-	-	2,730.00	13,500.00	-	-	16,230.00
71300	Local consultant	71300	Local Consultant	Activity6	001981	UNDP	30000	Cost Sharing	12270	SDGF	-	-	-	2,954.76	-	-	-	-	-	2,954.76
71300	Local consultant	71300	Local Consultant	Activity6	001981	UNDP	04000	TRAC	00012	UNDP	-	-	-	-	28,409.32	36,803.63	10,200.00	-	-	75,412.95
71300	Local consultant	71300	Local Consultant	Activity6	001981	UNDP	30000	Cost Sharing	12935	Bank Asia	-	-	-	-	6,240.26	-	-	-	-	6,240.26
71300	Local consultant	71300	Local Consultant	Activity6	001981	UNDP	30000	Cost Sharing	00555	SIDA	-	-	-	-	-	10,587.74	11,300.00	51,000.00	-	72,887.74
71400	ContractSrv	71400	Service Contract Individual	Activity6	001981	UNDP	30000	Cost Sharing	00555	SIDA	-	-	-	-	-	-	43,250.00	50,500.00	-	93,750.00
71600	Travel	71600	Travel	Activity6	001981	UNDP	04000	TRAC	00012	UNDP	-	-	5,166.08	(294.64)	4,762.09	3,918.70	-	-	-	13,552.23
71600	Travel	71600	Travel	Activity6	001981	UNDP	30000	Cost Sharing	12270	SDGF	-	-	-	966.04	-	-	-	-	-	966.04
71600	Travel	71600	Travel	Activity6	001981	UNDP	30000	Cost Sharing	12935	Bank Asia	-	-	-	-	1,677.94	237.20	-	-	-	1,915.14
71500	Un Vol	71500	UN Volunteers	Activity6	001981	UNDP	30000	Cost Sharing	00555	SIDA	-	-	-	-	-	6,368.25	23,600.00	13,000.00	-	42,968.25
71600	Travel	71600	Travel	Activity6	001981	UNDP	30000	Cost Sharing	00555	SIDA	-	-	-	-	-	-	2,200.00	-	3,559.93	5,759.93
71600	Travel	71600	Travel	Activity6	008059	NEX	04000	TRAC	00012	UNDP	-	-	-	-	-	836.94	-	-	-	836.94

LG

Budgetary Account		Exp. Account			Imp. Agent		Fund		Donor		Amount in USD									
Code	Description	Code	Description	Activity ID	Imp. Agent	Description	Code	Description	Code	Description	2014	2015	2016	2017	2018	2019	2020	2021	2022	Total
71600	Travel	71600	Travel	Activity6	009522	BIDS	04000	TRAC	00012	UNDP	-	-	-	-	-	8,601.22	-	-	-	8,601.22
71600	Travel	71600	Travel	Activity6	009522	BIDS	30000	Cost Sharing	13182	MARICO	-	-	-	-	-	190.70	-	-	-	190.70
71800	SC-IMP PR	71800	Contractual Services-Imp Partn	Activity6	009522	BIDS	04000	TRAC	00012	UNDP	-	-	-	-	-	23,204.92	-	-	-	23,204.92
71800	SC-IMP PR	71800	Contractual Services-Imp Partn	Activity6	009522	BIDS	30000	Cost Sharing	13182	MARICO	-	-	-	-	-	13,599.66	-	-	-	13,599.66
72100	Contr-Cmpy	72100	Contractual Services-Companies	Activity6	009522	BIDS	04000	TRAC	00012	UNDP	-	-	-	-	-	5,466.35	-	-	-	5,466.35
72100	Contr-Cmpy	72100	Contractual Services-Companies	Activity6	009522	BIDS	30000	Cost Sharing	13182	MARICO	-	-	-	-	-	2,288.03	-	-	-	2,288.03
72200	Equip&Furn	72200	Equipment and Furniture	Activity6	001981	UNDP	04000	TRAC	00012	UNDP	-	-	-	-	8,218.72	-	-	-	-	8,218.72
72300	Matl&Goods	72300	Materials & Goods	Activity6	001981	UNDP	04000	TRAC	00012	UNDP	-	-	-	-	-	4,910.48	-	-	-	4,910.48
72500	Supplies	72500	Supplies	Activity6	009522	BIDS	04000	TRAC	00012	UNDP	-	-	-	-	-	1,736.94	-	-	-	1,736.94
72500	Supplies	72500	Supplies	Activity6	009522	BIDS	30000	Cost Sharing	13182	MARICO	-	-	-	-	-	327.12	-	-	-	327.12
73200	PremAlter	73200	Premises Alternations	Activity6	001981	UNDP	04000	TRAC	00012	UNDP	-	-	-	-	-	213.13	-	-	-	213.13
73400	Rntl&Maint	73400	Rental & Maint of Other Equip	Activity6	001981	UNDP	04000	TRAC	00012	UNDP	-	-	-	-	-	461.10	160.00	-	-	621.10
74200	AudioVisl	74200	Audio Visual&Print Prod Costs	Activity6	001981	UNDP	04000	TRAC	00012	UNDP	-	-	-	-	-	2,520.28	-	-	-	2,520.28
74200	AudioVisl	74200	Audio Visual&Print Prod Costs	Activity6	008059	NEX	04000	TRAC	00012	UNDP	-	-	-	-	-	111.37	-	-	-	111.37
74500	MiscEx	74500	Miscellaneous Expenses	Activity6	009522	BIDS	04000	TRAC	00012	UNDP	-	-	-	-	-	595.32	-	-	-	595.32
74500	MiscEx	74500	Miscellaneous Expenses	Activity6	009522	BIDS	30000	Cost Sharing	13182	MARICO	-	-	-	-	-	2,192.89	-	-	-	2,192.89
75100	F&A	75100	Facilities & Administration	Activity6	009522	BIDS	30000	Cost Sharing	13182	MARICO	-	-	-	-	-	1,487.87	-	-	-	1,487.87
75700	TR,WKSP,CF	75700	Training, Workshops and Confer	Activity6	009522	BIDS	04000	TRAC	00012	UNDP	-	-	-	-	-	1,470.99	-	-	-	1,470.99
72100	Contr-Cmpy	72100	Contractual Services-Companies	Activity6	001981	UNDP	30000	Cost Sharing	12270	SDGF	-	-	-	65,549.99	-	-	-	-	-	65,549.99
72100	Contr-Cmpy	72100	Contractual Services-Companies	Activity6	008059	NEX	30000	Cost Sharing	12270	SDGF	-	-	-	1,988.98	-	-	-	-	-	1,988.98
72100	Contr-Cmpy	72100	Contractual Services-Companies	Activity6	001981	UNDP	04000	TRAC	00012	UNDP	7,634.71	30,643.12	2,260.00	4,763.92	2,286.52	9,026.17	-	-	-	56,614.44
72100	Contr-Cmpy	72100	Contractual Services-Companies	Activity6	008059	NEX	04000	TRAC	00012	UNDP	-	-	3,810.14	-	650.63	846.53	-	-	-	5,307.30
72100	Contr-Cmpy	72100	Contractual Services-Companies	Activity6	001981	UNDP	30000	Cost Sharing	12935	Bank Asia	-	-	-	-	25,098.00	6,261.00	-	-	-	31,359.00
72100	Contr-Cmpy	72100	Contractual Services-Companies	Activity6	001981	UNDP	30000	Cost Sharing	00555	SIDA	-	-	-	-	-	7,749.52	36,550.00	101,000.00	-	145,299.52
72200	Equip&Furn	72200	Equipment and Furniture	Activity6	001981	UNDP	30000	Cost Sharing	12270	SDGF	-	-	-	837.39	-	-	-	-	-	837.39
72400	Comm&AV	72400	Communic & Audio Visual Equip	Activity6	001981	UNDP	30000	Cost Sharing	12270	SDGF	-	-	-	9,664.86	-	-	-	-	-	9,664.86
72400	Comm&AV	72400	Communic & Audio Visual Equip	Activity6	001981	UNDP	04000	TRAC	00012	UNDP	-	3,183.30	39,351.33	6,564.23	8,593.94	35,337.82	600.00	-	-	93,630.62
72400	Comm&AV	72400	Communic & Audio Visual Equip	Activity6	008059	NEX	04000	TRAC	00012	UNDP	-	-	-	611.14	-	1,011.89	-	-	-	1,623.03
72400	Comm&AV	72400	Communic & Audio Visual Equip	Activity6	001981	UNDP	30000	Cost Sharing	00555	SIDA	-	-	-	-	-	46,833.94	2,260.00	12,150.00	-	61,243.94
72400	Comm&AV	72400	Communic & Audio Visual Equip	Activity6	001981	UNDP	30000	Cost Sharing	12935	Bank Asia	-	-	-	-	2,770.29	-	-	-	-	2,770.29

LC

Budgetary Account		Exp. Account		Activity ID	Imp. Agent		Fund		Donor		Amount in USD						2020	2021	2022	Total
Code	Description	Code	Description		Imp. Agent	Description	Code	Description	Code	Description	2014	2015	2016	2017	2018	2019				
72500	Supplies	72500	Supplies	Activity6	001981	UNDP	04000	TRAC	00012	UNDP	-	1,196.48	239.37	-	7,893.91	3,646.00	1,500.00	-	-	14,475.76
72500	Supplies	72500	Supplies	Activity6	008059	NEX	04000	TRAC	00012	UNDP	-	-	-	-	250.30	-	-	-	-	250.30
72600	Contr-Cmpy	72600	Grants	Activity6	008059	NEX	04000	TRAC	00012	UNDP	-	6,750.72	-	-	-	-	-	-	-	6,750.72
72800	Infotecheq	72800	Information Technology Equipmt	Activity6	001981	UNDP	04000	TRAC	00012	UNDP	-	-	3,671.12	-	10,685.54	1,786.79	2,250.00	-	-	18,393.45
72800	Infotecheq	72800	Information Technology Equipmt	Activity6	001981	UNDP	30000	Cost Sharing	12270	SDGF	-	-	-	3,379.96	-	-	-	-	-	3,379.96
72800	Infotecheq	72800	Information Technology Equipmt	Activity6	001981	UNDP	30000	Cost Sharing	12935	Bank Asia	-	-	-	-	8,757.95	-	-	-	-	8,757.95
74200	AudioVisl	74200	Audio Visual&Print Prod Costs	Activity6	001981	UNDP	30000	Cost Sharing	12270	SDGF	-	-	-	19,057.25	-	-	-	-	-	19,057.25
74200	AudioVisl	74200	Audio Visual&Print Prod Costs	Activity6	001981	UNDP	04000	TRAC	00012	UNDP	-	-	-	9,492.77	1,862.63	-	-	-	-	11,355.40
74200	AudioVisl	74200	Audio Visual&Print Prod Costs	Activity6	001981	UNDP	30000	Cost Sharing	00555	SIDA	-	-	-	-	-	-	11,500.00	5,000.00	5,919.89	22,419.89
74200	AudioVisl	74200	Audio Visual&Print Prod Costs	Activity6	001981	UNDP	30000	Cost Sharing	13182	MARICO	-	-	-	-	-	1,841.00	-	-	-	1,841.00
75100	F&A	75100	Facilities & Administration	Activity6	001981	UNDP	30000	Cost Sharing	12935	Bank Asia	-	-	-	-	4,713.27	519.86	-	-	-	5,233.13
75100	F&A	75100	Facilities & Administration	Activity6	001981	UNDP	30000	Cost Sharing	12270	SDGF	-	1,138.16	-	12,035.72	-	-	-	-	-	13,173.88
75100	F&A	75100	Facilities & Administration	Activity6	001981	UNDP	30000	Cost Sharing	13182	MARICO	-	-	-	-	-	147.28	-	-	-	147.28
75100	F&A	75100	Facilities & Administration	Activity6	001981	UNDP	30000	Cost Sharing	00555	SIDA	-	-	-	-	-	5,941.56	10,133.00	19,012.00	-	35,086.56
75700	TR,WKSP,CF	75700	Training, Workshops and Confer	Activity6	008059	NEX	04000	TRAC	00012	UNDP	-	204.47	58,693.02	1,377.64	2,546.41	1,400.79	-	-	-	64,222.33
75700	TR,WKSP,CF	75700	Training, Workshops and Confer	Activity6	001981	UNDP	04000	TRAC	00012	UNDP	187.41	9,217.94	-	-	255.01	15,510.73	650.00	5,000.00	-	30,821.09
75700	TR,WKSP,CF	75700	Training, Workshops and Confer	Activity6	008059	NEX	30000	Cost Sharing	12270	SDGF	-	-	-	45,073.97	-	-	-	-	-	45,073.97
75700	TR,WKSP,CF	75700	Training, Workshops and Confer	Activity6	001981	UNDP	30000	Cost Sharing	12270	SDGF	-	14,226.93	-	22,465.61	-	-	-	-	-	36,692.54
75700	TR,WKSP,CF	75700	Training, Workshops and Confer	Activity6	001981	UNDP	30000	Cost Sharing	12935	Bank Asia	-	-	-	-	14,371.63	-	-	-	-	14,371.63
75700	TR,WKSP,CF	75700	Training, Workshops and Confer	Activity6	001981	UNDP	30000	Cost Sharing	00555	SIDA	-	-	-	-	-	-	45,000.00	5,000.00	17,977.08	67,977.08
76100	FXCurrLoss	76100	Foreign Exchange Currency Loss	Activity6	001981	UNDP	04000	TRAC	00012	UNDP	-	-	2.81	(124.37)	13.82	(112.69)	-	-	-	(220.43)
76100	FXCurrLoss	76100	Foreign Exchange Currency Loss	Activity6	001981	UNDP	30000	Cost Sharing	12935	Bank Asia	-	-	-	-	99.04	-	-	-	-	99.04
76100	FXCurrLoss	76100	Foreign Exchange Currency Loss	Activity6	001981	UNDP	30000	Cost Sharing	12270	SDGF	-	55.23	-	218.79	-	-	-	-	-	274.02
76100	FXCurrLoss	76100	Foreign Exchange Currency Loss	Activity6	001981	UNDP	30000	Cost Sharing	00555	SIDA	-	-	-	-	-	(6.85)	-	-	-	(6.85)
<b>Sub total: Activity6</b>											<b>7,822.12</b>	<b>66,616.35</b>	<b>113,193.87</b>	<b>206,584.01</b>	<b>140,157.22</b>	<b>268,602.17</b>	<b>214,653.00</b>	<b>261,662.00</b>	<b>27,456.90</b>	<b>1,306,747.64</b>

LG



Budgetary Account		Exp. Account			Imp. Agent		Fund		Donor		Amount in USD										
Code	Description	Code	Description	Activity ID	Imp. Agent	Description	Code	Description	Code	Description	2014	2015	2016	2017	2018	2019	2020	2021	2022	Total	
61200	Sal-GS	61200	Salaries Costs - GS Staff	Activity7	001981	UNDP	30000	Cost Sharing	12270	SDGF	-	-	-	211.21	-	-	-	-	-	-	211.21
63100	Cont Disp	63100	contributions-Dispensery	Activity7	001981	UNDP	04000	TRAC	00012	UNDP	-	-	-	-	-	1,086.52	1,800.00	7,200.00	-	-	10,086.52
63200	Non-Rec-GS	63200	Non-Recurrent Payroll - GS Stf	Activity7	001981	UNDP	04000	TRAC	00012	UNDP	-	-	478.25	-	-	-	-	-	-	-	478.25
63200	Non-Rec-GS	63200	Non-Recurrent Payroll - GS Stf	Activity7	001981	UNDP	30000	Cost Sharing	12270	SDGF	-	-	-	1,261.26	-	-	-	-	-	-	1,261.26
63300	Non-Rec-IP	63300	Non-Recurrent Payroll - IP Stf	Activity7	001981	UNDP	04000	TRAC	00012	UNDP	-	-	-	-	-	-	15.00	-	-	-	15.00
64300	Staff	64300	Staff Mgmt Costs-IP Staff	Activity7	001981	UNDP	30000	Cost Sharing	12270	SDGF	-	7,403.98	-	18,003.00	-	-	-	-	-	-	25,406.98
64300	Staff	64300	Staff Mgmt Costs-IP Staff	Activity7	001981	UNDP	04000	TRAC	00012	UNDP	-	6,422.45	5,678.38	15,432.00	10,963.00	15,519.82	-	-	-	-	54,015.65
64300	Staff	64300	Staff Mgmt Costs-IP Staff	Activity7	001981	UNDP	30000	Cost Sharing	13182	MARICO	-	-	-	-	-	-	35,800.00	24,250.00	-	-	60,050.00
64300	Staff	64300	Staff Mgmt Costs-IP Staff	Activity7	001981	UNDP	30000	Cost Sharing	00555	SIDA	-	-	-	-	-	16,165.00	70,000.00	-	-	-	86,165.00
71200	Intl. Cnslt	71200	Intl. Consultants-Sht Term-Tech	Activity7	001981	UNDP	04000	TRAC	00012	UNDP	-	-	-	-	984.92	-	-	-	-	-	984.92
71300	Local consultant	71300	Local Consultant	Activity7	001981	UNDP	30000	Cost Sharing	12270	SDGF	-	-	-	10,710.31	-	-	-	-	-	-	10,710.31
71300	Local consultant	71300	Local Consultant	Activity7	008059	NEX	04000	TRAC	00012	UNDP	-	226.29	-	-	-	-	-	-	-	-	226.29
71300	Local consultant	71300	Local Consultant	Activity7	001981	UNDP	04000	TRAC	00012	UNDP	-	252.72	2,167.01	13,281.60	3,163.86	14,328.33	-	-	-	-	33,193.52
71400	CntractSrv	71400	Service Contract Individual	Activity7	001981	UNDP	30000	Cost Sharing	12270	SDGF	-	65,232.13	69,568.01	129,746.71	-	-	-	-	-	-	264,546.85
71400	CntractSrv	71400	Service Contract Individual	Activity7	001981	UNDP	04000	TRAC	00012	UNDP	64,700.65	205,205.98	220,163.95	94,517.22	246,812.11	197,276.02	64,650.00	143,500.00	-	-	1,236,825.93
71400	CntractSrv	71400	Service Contract Individual	Activity7	001981	UNDP	30000	Cost Sharing	00555	SIDA	-	-	-	-	-	-	79,900.00	22,000.00	19,619.47	-	121,519.47
71500	UN Vol	71500	UN Volunteers	Activity7	001981	UNDP	04000	TRAC	00012	UNDP	-	-	-	-	8,699.82	-	-	-	-	-	8,699.82
71600	Travel	71600	Travel	Activity7	001981	UNDP	04000	TRAC	00012	UNDP	2,578.28	17,875.99	11,831.19	740.99	851.29	1,775.17	600.00	500.00	-	-	36,752.91
71600	Travel	71600	Travel	Activity7	008059	NEX	04000	TRAC	00012	UNDP	-	531.29	213.61	-	-	-	-	-	-	-	744.90
71600	Travel	71600	Travel	Activity7	008059	NEX	30000	Cost Sharing	00555	SIDA	-	-	-	-	-	-	48.00	-	-	-	48.00
71600	Travel	71600	Travel	Activity7	008059	NEX	30000	Cost Sharing	12270	SDGF	-	-	-	1,175.54	-	-	-	-	-	-	1,175.54
71600	Travel	71600	Travel	Activity7	001981	UNDP	30000	Cost Sharing	12270	SDGF	-	-	-	13,565.25	-	-	-	-	-	-	13,565.25
71600	Travel	71600	Travel	Activity7	008059	NEX	04000	TRAC	00012	UNDP	-	-	-	-	1,344.83	311.43	1,050.00	1,000.00	-	-	3,706.26
72100	Contr-Cmpy	72100	Contractual Services-Companies	Activity7	001981	UNDP	04000	TRAC	00012	UNDP	-	-	8,314.96	-	-	-	-	-	-	-	8,314.96
72100	Contr-Cmpy	72100	Contractual Services-Companies	Activity7	008059	NEX	04000	TRAC	00012	UNDP	-	-	-	243.38	31.68	-	-	-	-	-	275.06
72200	Equip&Furn	72200	Equipment and Furniture	Activity7	001981	UNDP	04000	TRAC	00012	UNDP	-	17,635.35	-	-	1,791.10	1,514.35	800.00	-	-	-	21,740.80
72200	Equip&Furn	72200	Equipment and Furniture	Activity7	008059	NEX	04000	TRAC	00012	UNDP	-	2,038.55	(891.23)	-	-	-	-	-	-	-	1,147.32
72200	Equip&Furn	72200	Equipment and Furniture	Activity7	001981	UNDP	30000	Cost Sharing	00555	SIDA	-	-	-	-	-	3,277.52	-	-	-	-	3,277.52
72300	Matl&Goods	72300	Materials and Goods	Activity7	001981	UNDP	04000	TRAC	00012	UNDP	-	-	322.68	-	1,163.85	3,387.73	2,275.00	2,500.00	-	-	9,649.26
72300	Matl&Goods	72300	Materials and Goods	Activity7	008059	NEX	04000	TRAC	00012	UNDP	-	-	-	-	-	198.83	620.00	750.00	-	-	1,568.83
72300	Matl&Goods	72300	Materials and Goods	Activity7	008059	NEX	30000	Cost Sharing	00555	SIDA	-	-	-	-	-	-	154.00	-	-	-	154.00
72300	Matl&Goods	72300	Materials and Goods	Activity7	008059	NEX	30000	Cost Sharing	12270	SDGF	-	-	-	410.40	-	-	-	-	-	-	410.40

LC

Budgetary Account		Exp. Account			Imp. Agent		Fund		Donor		Amount in USD										
Code	Description	Code	Description	Activity ID	Imp. Agent	Description	Code	Description	Code	Description	2014	2015	2016	2017	2018	2019	2020	2021	2022	Total	
72300	Matl&Goods	72300	Materials and Goods	Activity7	001981	UNDP	30000	Cost Sharing	12270	SDGF	-	-	-	214.43	(66.61)	-	-	-	-	-	147.82
72300	Matl&Goods	72300	Materials and Goods	Activity7	008059	NEX	04000	TRAC	00012	UNDP	-	15.43	-	-	94.09	-	-	-	-	-	109.52
72400	Comm&AV	72400	Communic & Audio Visual Equip	Activity7	001981	UNDP	04000	TRAC	00012	UNDP	18,268.23	39,691.55	20,469.69	1,519.93	3,500.78	1,611.45	13,800.00	5,650.00	-	-	104,511.63
72400	Comm&AV	72400	Communic & Audio Visual Equip	Activity7	008059	NEX	30000	Cost Sharing	12270	SDGF	-	217.89	-	3,132.04	-	-	-	-	-	-	3,349.93
72400	Comm&AV	72400	Communic & Audio Visual Equip	Activity7	008059	NEX	04000	TRAC	00012	UNDP	-	708.90	4,203.59	1,991.50	4,684.93	3,883.72	5,400.00	500.00	-	-	21,372.64
72400	Comm&AV	72400	Communic & Audio Visual Equip	Activity7	008059	NEX	30000	Cost Sharing	00555	SIDA	-	-	-	-	-	-	882.00	-	-	-	882.00
72400	Comm&AV	72400	Communic & Audio Visual Equip	Activity7	001981	UNDP	30000	Cost Sharing	12270	SDGF	-	-	-	13,481.64	-	-	-	-	-	-	13,481.64
72400	Comm&AV	72400	Communic & Audio Visual Equip	Activity7	001981	UNDP	30000	Cost Sharing	00555	SIDA	-	-	-	-	-	-	250.00	-	2,308.76	-	2,558.76
72500	Supplies	72500	Supplies	Activity7	008059	NEX	04000	TRAC	00012	UNDP	-	4,361.58	5,414.55	1,270.39	1,382.99	1,211.17	2,850.00	1,400.00	-	-	17,890.68
72500	Supplies	72500	Supplies	Activity7	008059	NEX	30000	Cost Sharing	12270	SDGF	-	-	-	681.97	-	-	-	-	-	-	681.97
72500	Supplies	72500	Supplies	Activity7	001981	UNDP	04000	TRAC	00012	UNDP	3,144.75	4,120.59	1,957.17	7,867.83	1,964.54	16,606.00	9,500.00	5,000.00	-	-	50,160.88
72500	Supplies	72500	Supplies	Activity7	001981	UNDP	30000	Cost Sharing	12270	SDGF	-	-	-	4,927.99	-	-	-	-	-	-	4,927.99
72500	Supplies	72500	Supplies	Activity7	001981	UNDP	30000	Cost Sharing	00555	SIDA	-	-	-	-	-	2,445.59	-	-	1,775.97	-	4,221.56
72500	Supplies	72500	Supplies	Activity7	008059	NEX	30000	Cost Sharing	00555	SIDA	-	-	-	-	-	-	644.00	-	-	-	644.00
72800	Infotecheq	72800	Information Technology Equipmt	Activity7	001981	UNDP	30000	Cost Sharing	12270	SDGF	-	-	-	1,084.11	-	-	-	-	-	-	1,084.11
72800	Infotecheq	72800	Information Technology Equipmt	Activity7	001981	UNDP	04000	TRAC	00012	UNDP	-	6,325.24	4,902.43	445.57	-	-	-	-	-	-	11,673.24
73100	Rent&Maint	73100	Rental & Maintenance-Premises	Activity7	001981	UNDP	04000	TRAC	00012	UNDP	1,452.30	30,805.33	21,800.77	5,258.38	4,017.24	4,230.78	6,900.00	7,000.00	-	-	81,464.80
73100	Rent&Maint	73100	Rental & Maintenance-Premises	Activity7	001981	UNDP	30000	Cost Sharing	00555	SIDA	-	-	-	-	-	-	-	-	7,707.69	-	7,707.69
73100	Rent&Maint	73100	Rental & Maintenance-Premises	Activity7	001981	UNDP	30000	Cost Sharing	12270	SDGF	-	-	-	10,324.83	-	-	-	-	-	-	10,324.83
73100	Rent&Maint	73100	Rental & Maintenance-Premises	Activity7	008059	NEX	30000	Cost Sharing	12270	SDGF	-	-	-	3,474.64	-	-	-	-	-	-	3,474.64
73100	Rent&Maint	73100	Rental & Maintenance-Premises	Activity7	008059	NEX	04000	TRAC	00012	UNDP	-	653.74	2,851.34	2,491.48	3,901.65	5,018.71	11,050.00	3,000.00	-	-	28,966.92
73100	Rent&Maint	73100	Rental & Maintenance-Premises	Activity7	008059	NEX	30000	Cost Sharing	00555	SIDA	-	-	-	-	-	-	2,842.00	-	-	-	2,842.00
73200	PremAlter	73200	Premises Alternations	Activity7	001981	UNDP	04000	TRAC	00012	UNDP	-	401.29	-	-	-	-	-	-	-	-	401.29
73400	Rntl&Maint	73400	Rental & Maint. of Other Equip	Activity7	001981	UNDP	04000	TRAC	00012	UNDP	2,425.06	18,030.81	9,262.22	1,225.14	3,069.18	2,826.79	4,450.00	5,000.00	-	-	46,289.20
73400	Rntl&Maint	73400	Rental & Maint. of Other Equip	Activity7	001981	UNDP	30000	Cost Sharing	12270	SDGF	-	-	-	3,123.08	-	-	-	-	-	-	3,123.08
73400	Rntl&Maint	73400	Rental & Maint. of Other Equip	Activity7	001981	UNDP	30000	Cost Sharing	00555	SIDA	-	-	-	-	-	-	-	-	2,131.16	-	2,131.16
73400	Rntl&Maint	73400	Rental & Maint. of Other Equip	Activity7	008059	NEX	30000	Cost Sharing	12270	SDGF	-	127.41	-	2,473.94	-	-	-	-	-	-	2,601.35
73400	Rntl&Maint	73400	Rental & Maint. of Other Equip	Activity7	008059	NEX	04000	TRAC	00012	UNDP	-	2,830.89	2,320.32	1,851.72	4,970.13	907.01	3,000.00	1,000.00	-	-	16,880.07
73400	Rntl&Maint	73400	Rental & Maint. of Other Equip	Activity7	008059	NEX	30000	Cost Sharing	00555	SIDA	-	-	-	-	-	-	911.00	-	-	-	911.00
73500	Reimb Cost	73500	Reimbursement Cost	Activity7	001981	UNDP	04000	TRAC	00012	UNDP	-	-	-	105.32	-	-	-	-	-	-	105.32
74100	Prof Svcs	74100	Professional Services (Audit Fee)	Activity7	001981	UNDP	30000	Cost Sharing	00555	SIDA	-	-	-	-	-	-	1,000.00	1,000.00	-	-	2,000.00
74200	AudioVisl	74200	Audio Visual&Print Prod Costs	Activity7	001981	UNDP	30000	Cost Sharing	12270	SDGF	-	-	-	710.28	-	-	-	-	-	-	710.28

Budgetary Account		Exp. Account			Imp. Agent		Fund		Donor		Amount in USD										
Code	Description	Code	Description	Activity ID	Imp. Agent	Description	Code	Description	Code	Description	2014	2015	2016	2017	2018	2019	2020	2021	2022	Total	
74200	AudioVisl	74200	Audio Visual&Print Prod Costs	Activity7	008059	NEX	30000	Cost Sharing	12270	SDGF	-	-	-	347.26	-	-	-	-	-	-	347.26
74200	AudioVisl	74200	Audio Visual&Print Prod Costs	Activity7	008059	NEX	04000	TRAC	00012	UNDP	-	321.44	304.12	230.24	280.77	305.36	50.00	500.00	-	-	1,991.93
74200	AudioVisl	74200	Audio Visual&Print Prod Costs	Activity7	001981	UNDP	04000	TRAC	00012	UNDP	-	34.37	-	2,275.72	-	-	-	-	-	-	2,310.09
74300	Contribut	74300	Contributions	Activity7	001981	UNDP	04000	TRAC	00012	UNDP	-	656.54	1,419.64	-	2,031.60	2,243.81	2,250.00	6,000.00	-	-	14,601.59
74300	Contribut	74300	Contributions	Activity7	001981	UNDP	30000	Cost Sharing	12270	SDGF	-	-	-	2,691.99	-	-	-	-	-	-	2,691.99
74500	MisExp	74500	Miscellaneous Expenses	Activity7	001981	UNDP	04000	TRAC	00012	UNDP	857.48	4,386.01	2,432.89	6,613.00	31,032.00	5,249.44	24,050.00	-	-	-	74,620.82
74500	MiscEx	74500	Miscellaneous Expenses	Activity7	001981	UNDP	30000	Cost Sharing	12270	SDGF	-	3,173.14	-	8,505.09	-	-	-	-	-	-	11,678.23
74500	MiscEx	74500	Miscellaneous Expenses	Activity7	001981	UNDP	30000	Cost Sharing	13182	MARICO	-	-	-	-	-	-	15,350.00	81,260.00	-	-	96,610.00
74500	MiscEx	74500	Miscellaneous Expenses	Activity7	008059	NEX	04000	TRAC	00012	UNDP	-	1,107.65	808.89	704.15	910.50	633.95	2,050.00	1,500.00	-	-	7,715.14
74500	MiscEx	74500	Miscellaneous Expenses	Activity7	008059	NEX	30000	Cost Sharing	12270	SDGF	-	-	-	335.81	-	-	-	-	-	-	335.81
74500	MiscEx	74500	Miscellaneous Expenses	Activity7	001981	UNDP	30000	Cost Sharing	00555	SIDA	-	-	-	-	-	6,927.00	6,000.00	-	11,783.22	-	24,710.22
74500	MiscEx	74500	Miscellaneous Expenses	Activity7	008059	NEX	30000	Cost Sharing	00555	SIDA	-	-	-	-	-	-	698.00	-	-	-	698.00
74700	TransShip	74700	Transport Shipping and Handle	Activity7	001981	UNDP	04000	TRAC	00012	UNDP	-	914.30	-	-	-	43.70	-	-	-	-	958.00
75100	F&A	75100	Facilities & Administration	Activity7	001981	UNDP	30000	Cost Sharing	12270	SDGF	-	6,092.36	4,753.53	16,252.66	(4.66)	-	-	-	-	-	27,093.89
75100	F&A	75100	Facilities & Administration	Activity7	001981	UNDP	30000	Cost Sharing	13182	MARICO	-	-	-	-	-	1,525.53	4,092.00	8,441.00	-	-	14,058.53
75100	F&A	75100	Facilities & Administration	Activity7	001981	UNDP	30000	Cost Sharing	00555	SIDA	-	-	-	-	-	779.68	7,131.00	1,840.00	15,445.08	-	25,195.76
75700	TR,WKSP,CF	75700	Training, Workshops and Confer	Activity7	001981	UNDP	04000	TRAC	00012	UNDP	1.98	1,321.26	10,339.02	26.20	828.90	1,089.17	500.00	500.00	-	-	14,606.53
75700	TR,WKSP,CF	75700	Training, Workshops and Confer	Activity7	001981	UNDP	30000	Cost Sharing	12270	SDGF	-	-	-	1,778.61	-	-	-	-	-	-	1,778.61
75700	TR,WKSP,CF	75700	Training, Workshops and Confer	Activity7	008059	NEX	04000	TRAC	00012	UNDP	-	1,067.18	3,268.77	947.52	3,050.18	1,310.29	3,050.00	2,500.00	-	-	15,193.94
75700	TR,WKSP,CF	75700	Training, Workshops and Confer	Activity7	008059	NEX	30000	Cost Sharing	12270	SDGF	-	-	(1,660.42)	(190.83)	-	-	-	-	-	-	(1,851.25)
75700	TR,WKSP,CF	75700	Training, Workshops and Confer	Activity7	008059	NEX	30000	Cost Sharing	00555	SIDA	-	-	-	-	-	-	804.00	-	-	-	804.00
75700	TR,WKSP,CF	75700	Training, Workshops and Confer	Activity7	001981	UNDP	30000	Cost Sharing	00555	SIDA	-	-	-	-	-	(19,069.10)	-	-	-	-	(19,069.10)
75700	TR,WKSP,CF	75700	Training, Workshops and Confer	Activity7	001981	UNDP	30000	Cost Sharing	13182	MARICO	-	-	-	-	-	19,069.10	-	-	-	-	19,069.10
76100	FXCurrLoss	76100	Foreign Exchange Currency Loss	Activity7	009368	ESDO	04000	TRAC	00012	UNDP	-	-	-	-	-	168.01	-	-	-	-	168.01
76100	FXCurrLoss	76100	Foreign Exchange Currency Loss	Activity7	011324	Shushilan	04000	TRAC	00012	UNDP	-	-	-	-	-	(15.50)	-	-	-	-	(15.50)
76100	FXCurrLoss	76100	Foreign Exchange Currency Loss	Activity7	008059	NEX	04000	TRAC	00012	UNDP	-	-	-	-	-	52.49	-	-	-	-	52.49
76100	FXCurrLoss	76100	Foreign Exchange Currency Loss	Activity7	001981	UNDP	04000	TRAC	00012	UNDP	(68.47)	(1,983.69)	1,217.97	(713.50)	49.52	(26.78)	-	-	-	-	(1,524.95)
76100	FXCurrLoss	76100	Foreign Exchange Currency Loss	Activity7	001981	UNDP	30000	Cost Sharing	00555	SIDA	-	-	-	-	-	(2.16)	-	-	-	-	(2.16)
76100	FXCurrLoss	76100	Foreign Exchange Currency Loss	Activity7	001981	UNDP	30000	Cost Sharing	13182	MARICO	-	-	-	-	-	391.60	-	-	-	-	391.60
76100	FXCurrLoss	76100	Foreign Exchange Currency Loss	Activity7	001981	UNDP	30000	Cost Sharing	12665	BSRM	-	-	-	-	-	96.41	-	-	-	-	96.41
76100	FXCurrLoss	76100	Foreign Exchange Currency Loss	Activity7	001981	UNDP	30000	Cost Sharing	12270	SDGF	-	(103.39)	27.46	1,848.24	-	-	-	-	-	-	1,772.31
<b>Sub total: Activity7</b>											<b>93,360.26</b>	<b>448,102.55</b>	<b>413,940.76</b>	<b>408,607.24</b>	<b>341,504.19</b>	<b>314,353.94</b>	<b>387,216.00</b>	<b>333,791.00</b>	<b>60,771.35</b>	<b>2,801,647.29</b>	
											<b>194,035.38</b>	<b>2,023,725.24</b>	<b>1,041,996.14</b>	<b>1,060,940.07</b>	<b>810,696.15</b>	<b>1,020,000.52</b>	<b>1,695,947.00</b>	<b>2,076,517.86</b>	<b>213,233.16</b>	<b>10,137,091.52</b>	

LC

Budgetary Account		Exp. Account		Activity ID	Imp. Agent		Fund		Donor		Amount in USD						2020	2021	2022	Total	
Code	Description	Code	Description		Imp. Agent	Description	Code	Description	Code	Description	2014	2015	2016	2017	2018	2019					
<b>Grand Total (without GMS)</b>										194,035.38	1,973,964.25	1,030,522.61	1,010,873.04	802,852.85	985,755.52	1,585,133.00	1,937,516.39	197,788.08	9,718,441.12		
<b>GMS</b>										-	49,760.99	11,473.53	50,067.03	7,843.30	34,245.00	110,814.00	139,001.47	15,445.08	418,650.40		
<b>Total with GMS</b>										194,035.38	2,023,725.24	1,041,996.14	1,060,940.07	810,696.15	1,020,000.52	1,695,947.00	2,076,517.86	213,233.16	10,137,091.52		
<b>SWAPNO Covid-19 Programme Cost</b>							30000	Cost Sharing	00555	SIDA	-	-	-	-	-	-	47,047.00	-	-	47,047.00	
<b>Unprogrammed Cost</b>							30000	Cost Sharing	12665	BSRM	-	-	-	-	-	-	-	-	1,486.22	1,486.22	
							04000	TRAC	00012	UNDP	-	-	-	-	-	-	-	-	210,468.97	210,468.97	
							30000	Cost Sharing	12270	SDGF	-	-	-	-	-	-	-	-	28.73	28.73	
							30000	Cost Sharing	12935	Bank Asia	-	-	-	-	-	-	-	-	(31.44)	(31.44)	
								<b>Total</b>			-	-	-	-	-	-	47,047.00	-	211,952.48	258,999.48	
<b>Summary of the Budget</b>																					
<b>Total Budget by ACTIVITY</b>		ACTIVITY 1	3,666,138							92,853.00	479,715.99	330,716.16	360,208.01	295,132.80	401,878.73	548,593.00	1,048,988.86	108,051.22	3,666,137.77		
		ACTIVITY 2	553,709							-	-	62,422.50	53,904.18	33,502.71	25,894.49	242,542.00	135,443.00	-	553,708.88		
		ACTIVITY 3	284,845							-	-	87,023.19	6,073.99	312.07	-	115,825.00	75,611.00	-	284,845.25		
		ACTIVITY 4	1,345,450							-	1,029,290.35	34,699.66	25,562.64	87.16	9,271.19	93,343.00	136,242.00	16,953.69	1,345,449.69		
		ACTIVITY 5	178,555							-	-	-	-	-	-	93,775.00	84,780.00	-	178,555.00		
		ACTIVITY 6	1,306,748								7,822.12	66,616.35	113,193.87	206,584.01	140,157.22	268,602.17	214,653.00	261,662.00	27,456.90	1,306,747.64	
		ACTIVITY 7	2,801,647								93,360.26	448,102.55	413,940.76	408,607.24	341,504.19	314,353.94	387,216.00	333,791.00	60,771.35	2,801,647.29	
				<b>Total</b>	10,137,092							194,035.38	2,023,725.24	1,041,996.14	1,060,940.07	810,696.15	1,020,000.52	1,695,947.00	2,076,517.86	213,233.16	10,137,091.52
<b>Total Budget by Fund</b>							04000	TRAC	00012	UNDP	194,035.38	1,353,920.20	873,207.93	300,098.90	610,713.25	557,555.37	200,000.00	200,000.00	210,468.97	4,500,000.00	
							30000	Cost Sharing	12270	SDGF	-	669,805.04	118,736.84	711,500.66	(71.27)	-	-	-	-	28.73	1,500,000.00
							30000	Cost Sharing	12935	Bank Asia	-	-	-	-	-	63,728.38	7,018.06	-	-	(31.44)	70,715.00
							30000	Cost Sharing	12665	BSRM	-	-	50,051.37	49,340.51	42,318.34	56,803.56	-	-	-	1,486.22	200,000.00
							30000	Cost Sharing	13182	MARICO	-	-	-	-	-	94,007.45	219,366.69	97,530.00	214,241.86	-	625,146.00
							30000	Cost Sharing	00555	SIDA	-	-	-	-	-	-	179,256.84	1,445,464.00	1,662,276.00	213,233.16	3,500,230.00
									Unfunded	-	-	-	-	-	-	-	-	-	-	-	67,603,909.00
									<b>Total</b>	194,035.38	2,023,725.24	1,041,996.14	1,060,940.07	810,696.15	1,020,000.52	1,742,994.00	2,076,517.86	425,185.64	78,000,000.00		
<b>Total Budget by Donor</b>							UNDP		194,035.38	1,353,920.20	873,207.93	300,098.90	610,713.25	557,555.37	200,000.00	200,000.00	210,468.97	4,500,000.00			
							Cost Sharing		-	669,805.04	168,788.21	760,841.17	199,982.90	462,445.15	1,542,994.00	1,876,517.86	214,716.67	5,896,091.00			
							Unfunded		-	-	-	-	-	-	-	-	-	67,603,909.00			
							Government		-	-	3,327,025.00	425,842.00	3,383,083.00	1,469,372.00	17,394,678.00	-	-	26,000,000.00			
							<b>Project Total</b>												104,000,000.00		

1. The above budget is informative/indicative only. Actual Budget may vary depending on the arrangement/availability of Implementing Partner/Fund/Donors.  
 2. The soft version of a budget is required to be submitted to the RRMCA at the time of revision/approval.  
 3. The AWP, generated from ATLAS, should exactly match with the provision of the respective year.

Signature on behalf of Implementing Partner:

*Kajal Chatterjee*

Kajal Chatterjee  
 National Project Manager  
 SWAPNO Project  
 UNDP Bangladesh

*Mohammad Mukhlesur Rahman Sarker*  
 Mohammad Mukhlesur Rahman Sarker  
 Joint Secretary, LGD  
 National Project Director  
 SWAPNO Project,

Signature on behalf of UNDP

05-Feb-2021

Van Nguyen  
 Resident Deputy Representative  
 UNDP, Bangladesh

*LG*

*Signature*

*Signature*

## Field Monitoring Plan

January - December 2021

Project Name: Strengthening Women's Ability for Productive New Opportunities (SWAPNO).

DATE (Month/Year)	LOCATION (District / Upazila)	MISSION MEMBERS (Name / Designation)	PURPOSE	METHODOLOGY
January / 2021	<ul style="list-style-type: none"> <li>• Jamalpur</li> <li>• Gaibandha &amp;</li> <li>• Kurigram</li> <li>• Lalmonirhat</li> </ul>	<ul style="list-style-type: none"> <li>• <b>Selina Choudhury:</b> Gender and Social development Specialist</li> <li>• <b>G F Rabbani:</b> Enterprise and Employment Specialist</li> <li>• <b>Durani Md Abul Ahsan:</b> MIS Officer MIS Officer,</li> <li>• <b>Hossain Ishrak Hridoy:</b> UNV ICT support Officer</li> <li>• <b>Kashfia Sharmin:</b> UNV Research Support Officer</li> <li>• <b>Md. Rajiur Rahman,</b> Administrative Associate</li> </ul>	<ul style="list-style-type: none"> <li>• Observe on going livelihoods Skills training</li> <li>• Follow-up Kitchen garden &amp; Sack culture Upazila &amp; Union level.</li> <li>• Interaction with Women beneficiaries on GBV on COVID-19 coping mechanism of GBV</li> <li>• To review progress the livelihood training</li> <li>• To review the agriculture activities and other piloting activities</li> <li>• To monitor data collection process for DFS midline study</li> <li>• Monitor IGAs of the beneficiaries</li> <li>• Monitoring administrative function &amp; DSA</li> <li>• Monitoring financial bill voucher and other procedure.</li> <li>• Visiting Partner NGO's reporting and fund management.</li> </ul>	<ul style="list-style-type: none"> <li>• Observation, interview with trainers &amp; trainees for cross checking.</li> <li>• Group discussion, with beneficiaries &amp; Union worker interview</li> <li>• Physical verification</li> <li>• Interview with beneficiaries &amp; different stakeholders</li> <li>• Sample field visit</li> <li>• Physical verification</li> </ul>
February/ 2021	<ul style="list-style-type: none"> <li>• Lalmonirhat &amp;</li> <li>• Gaibandha</li> <li>• Jamalpur</li> <li>• Kurigram &amp;</li> <li>• Satkharia</li> </ul>	<ul style="list-style-type: none"> <li>• <b>Selina Choudhury:</b> Gender and Social development Specialist</li> <li>• <b>Durani Md Abul Ahsan:</b> MIS Officer MIS Officer,</li> <li>• <b>Hossain Ishrak Hridoy:</b> UNV ICT support Officer</li> <li>• <b>Kashfia Sharmin:</b> UNV Research Support Officer</li> </ul>	<ul style="list-style-type: none"> <li>• Monitoring follow-up the quality-of-life skills and livelihoods Skills training</li> <li>• Follow up the knowledge transformation of VAW training at union level</li> <li>• Follow up workshop on Beneficiary Socio-economic data collection process</li> <li>• Monitor present scenario of SWAPNO graduated beneficiaries</li> </ul>	<ul style="list-style-type: none"> <li>• Observation, interview with trainers &amp; trainees for cross checking.</li> <li>• Group discussion, with beneficiaries &amp; Union worker interview.</li> <li>• Participatory discussion in the workshop</li> </ul>





		<ul style="list-style-type: none"> <li>• <b>Md. Rajib Ahmed Bijoy,</b> Finance &amp; Admin Officer</li> </ul>	<ul style="list-style-type: none"> <li>• Monitor the establishment of Mini garments</li> <li>• Monitoring financial bill voucher and other procedure for FAPAD audit.</li> </ul>	<ul style="list-style-type: none"> <li>• Individual Interview/FGD with SWAPNO beneficiaries</li> <li>• Observation, Meeting with PNGO staff</li> <li>• Physical verification</li> </ul>
March/2021	<ul style="list-style-type: none"> <li>• Lalmonirhat &amp;</li> <li>• Gaibandha</li> <li>• Jamalpur</li> </ul>	<ul style="list-style-type: none"> <li>• <b>Kajal Chatterjee:</b> National Project Manager (NPM)</li> <li>• <b>Mizanur Rahman:</b> Monitoring &amp; Evaluation Officer</li> <li>• <b>Mosle Uddin,</b> Finance &amp; Admin Assistant.</li> </ul>	<ul style="list-style-type: none"> <li>• Interaction with District &amp; Upazila administration, local government institution and key stakeholders</li> <li>• Discussion with beneficiaries, PNGO staffs</li> <li>• To support FAPAD audit.</li> </ul>	<ul style="list-style-type: none"> <li>• Discussion and interaction with different level stakeholders</li> <li>• Field &amp; Desk data/information quality assessment</li> </ul>
April/ 2021	<ul style="list-style-type: none"> <li>• Kurigram &amp;</li> <li>• Jamalpur</li> <li>• Lalmonirhat</li> <li>• Gaibandha</li> <li>• Satkhira</li> </ul>	<ul style="list-style-type: none"> <li>• <b>Selina Choudhury:</b> Gender and Social development Specialist</li> <li>• <b>G F Rabbani:</b> Enterprise and Employment Specialist</li> <li>• <b>Md. Rajjur Rahman,</b> Administrative Associate.</li> <li>• <b>Md. Rajib Ahmed Bijoy,</b> Finance &amp; Admin Officer.</li> </ul>	<ul style="list-style-type: none"> <li>• Monitoring &amp; observe Pilot &amp; follow up activities of Kurigram</li> <li>• To review and monitor the IGAs and employment of beneficiaries</li> <li>• Asset &amp; financial verification in the field.</li> <li>• Visiting Partner NGO's reporting and fund management.</li> </ul>	<ul style="list-style-type: none"> <li>• Observation, Interview with Beneficiaries, UW and PO</li> <li>• Meeting with group members of Mask production center</li> <li>• Physical verification</li> <li>• Interview with beneficiaries &amp; different stakeholders</li> </ul>
June/2021	<ul style="list-style-type: none"> <li>• Gaibandha</li> <li>• Jamalpur</li> <li>• Kurigram</li> </ul>	<ul style="list-style-type: none"> <li>• <b>Mizanur Rahman:</b> Monitoring &amp; Evaluation Officer</li> <li>• <b>Durani Md Abul Ahsan:</b> MIS Officer MIS Officer,</li> <li>• <b>Kashfia Sharmin:</b> UNV Research Support Officer</li> <li>• <b>Mosle Uddin,</b> Finance &amp; Admin Assistant.</li> </ul>	<ul style="list-style-type: none"> <li>• 3rd cycle end line data collection process monitoring</li> <li>• Monitoring overall progress of the beneficiaries</li> <li>• To review financial and administrative function.</li> <li>• Review Partner NGO's FACE reporting.</li> </ul>	<ul style="list-style-type: none"> <li>• Data Quality Assessment with field level data collection process</li> <li>• Individual discussion &amp; success story collection</li> </ul>


  
**Mizanur Rahman**  
 M & E Officer  
 SWAPNO Project  
 Local Government Division

July/2021	<ul style="list-style-type: none"> <li>Lalmonirhat</li> <li>Jamalpur</li> </ul>	<ul style="list-style-type: none"> <li>G F Rabbani: Enterprise and Employment Specialist</li> <li>Md. Rajiur Rahman, Administrative Associate</li> </ul>	<ul style="list-style-type: none"> <li>To review the progress of IGAs and other activities</li> <li>To review financial and administrative function.</li> <li>To review financial and administrative function.</li> <li>Visiting Partner NGO's reporting and fund management.</li> </ul>	<ul style="list-style-type: none"> <li>Physical verification</li> <li>Interview with beneficiaries &amp; different stakeholders</li> <li>Physical verification</li> </ul>
August – September 2021	<ul style="list-style-type: none"> <li>Jamalpur/Kurigram/Satkhirra</li> </ul>	<ul style="list-style-type: none"> <li>Kajal Chatterjee: National Project Manager (NPM)</li> </ul>	<ul style="list-style-type: none"> <li>Community visits/interaction and monitoring and documenting of outstanding IGAs</li> <li>Interaction with District and upazila level administration</li> </ul>	<ul style="list-style-type: none"> <li>Observation, discussion/Interview with SWAPNO beneficiaries and key stakeholders.</li> <li>Discussion with District &amp; upazila administration.</li> </ul>
September/2021	<ul style="list-style-type: none"> <li>Gaibandha</li> <li>Jamalpur</li> <li>Kurigram</li> </ul>	<ul style="list-style-type: none"> <li>Durani Md Abul Ahsan: MIS Officer MIS Officer</li> <li>Mizanur Rahman: Monitoring &amp; Evaluation Officer</li> </ul>	<ul style="list-style-type: none"> <li>Periodical field visit</li> </ul>	<ul style="list-style-type: none"> <li>Physical verification</li> <li>Interview with beneficiaries &amp; different stakeholders</li> <li>Discussion &amp; Data quality assessment</li> </ul>
October/2021	<ul style="list-style-type: none"> <li>Gaibandha</li> <li>Lalmonirhat</li> <li>Kurigram</li> <li>Jamalpur</li> <li>Satkhirra</li> </ul>	<ul style="list-style-type: none"> <li>G F Rabbani: Enterprise and Employment Specialist</li> <li>Md. Rajib Ahmed Bijoy, Finance &amp; Admin Officer</li> <li>Mosle Uddin, Admin &amp; finance Assistant</li> </ul>	<ul style="list-style-type: none"> <li>To review the progress of beneficiaries</li> <li>Asset &amp; financial verification in the field.</li> <li>Visiting Partner NGO's reporting and fund management.</li> <li>Review Partner NGO's FACE reporting.</li> </ul>	<ul style="list-style-type: none"> <li>Physical verification</li> <li>Interview with beneficiaries &amp; different stakeholders</li> <li>Physical verification</li> </ul>

**Note:** This is a tentative Field Monitoring Plan which might be changed considering the present situation of COVID-19

#### Guideline

- Use the table above. Expand it, if needed. Info in *Italic* is shown as an example.
- Add all field monitoring visits planned in 2021. Plan is tentative due to the COVID-19 situation.





- Add only M&E-related field visits. DO NOT ADD any other field visit for attending a workshop/meeting, which is not relevant to M&E.
- M&E-related field visits include but are not limited to: **progress monitoring, results/data verification, data quality check, survey preparation, field testing of survey instruments, enumerator's training, and data collection monitoring.**
- Describe a methodology briefly, if the purpose of field visit is progress monitoring or results/data verification, or data quality check. It cannot be a rigorous method due to limited time of a field visit, but a rapid method should be identified before going to the field.



**Mizanur Rahman**  
M & E Officer  
SWAPNO Project  
Local Government Division



## PROJECT MONITORING AND EVALUATION PLAN

Project Title and Duration	: Strengthening Women's Ability for Productive New Opportunities (SWAPNO), 2014 - December <sup>1</sup> 2021
Project ID (Atlas)	00090809
CPD Outcome/Output	: CPD Outcome 1: Increase opportunities, especially for women and disadvantaged groups to contribute to and benefit from economic progress CPD Output 1.1 Government has the knowledge and skill to better target remaining pockets of poverty and expand opportunities for women to contribute to and benefit from economic progress.
UNDAF Outcome and Output	: Outcome 3: Increase opportunities, especially for women and disadvantaged groups to contribute to and benefit from economic progress; Output 3.1. Policy framework improved for decent work for all and skills development programmes, particularly for vulnerable women, youth and marginalized populations
Strategic Plan Outcome/Output	: SP Outcome 1: Advance Poverty Eradication in all its forms and dimensions SP Output 1.1.2 Marginalized groups, particularly the poor, women, people with disabilities and displaced are empowered to gain universal access to basic services and financial and non-financial assets to build productive capacities and benefit from sustainable livelihoods and jobs SP Output 1.2.2 Enabling environment strengthened to expand public and private financing for the achievement of the SDG Volume of additional resources leveraged through public and private financing for the SDGs with UNDP support
SDG Goal/Target	: Goal 1- End poverty in all its forms everywhere, Targets 1- By 2030, eradicate extreme poverty for all people everywhere, currently measured as people living on less than \$1.25 a day, Targets 2- By 2030, reduce at least by half the proportion of men, women and children of all ages living in poverty in all its dimensions according to national definitions Goal 2-End hunger, achieve food security and improved nutrition and promote sustainable agriculture, Target 1- By 2030, end hunger and ensure access by all people, in particular the poor and people in vulnerable situations, including infants, to safe, nutritious and sufficient food all year round; Goal 4- Ensure inclusive and equitable quality education and promote lifelong learning opportunities for all, Target 4- By 2030, substantially increase the number of youth and adults who have relevant skills, including technical and vocational skills, for employment, decent jobs and entrepreneurship; Goal 5- Achieve gender equality and empower all women and girls, Target 1- End all forms of discrimination against all women and girls everywhere; Goal 8- Promote sustained, inclusive and sustainable economic growth, full and productive employment and decent work for all. Target 5- By 2030, achieve full and productive employment and decent work for all women and men, including for young people and persons with disabilities, and equal pay for work of equal value; Goal 10- Reduce inequality within and among countries, Targets 1- By 2030, progressively achieve and sustain income growth of the bottom 40 per cent of the population at a rate higher than the national average, Targets 2- By 2030, empower and promote the social, economic and political inclusion of all, irrespective of age, sex, disability, race, ethnicity, origin, religion or economic or other status;

  
Mizanur Rahman  
M & E Officer

SWAPNO Project  
Local Government Division

<sup>1</sup> Actual date of Project is December 2021 but process of no cost extension from GoB is under process till December 2021



## PROJECT MONITORING AND EVALUATION PLAN

Expected Output 1: Core beneficiary households are able to protect their food security and livelihoods post-project									
Project Output Indicators	Baseline (Year)	Target (Year)	Progress Against Target	Data Collection Methods (M&E Activities)	Means of Verification (data sources)	Frequency	Responsibilities	Resources (Cost)	Assumptions and Risks
1.1 Number of rural extreme poor women employed	0 (2015)	<ul style="list-style-type: none"> <li>8928 women (2017);</li> <li>8928 women (2018)</li> <li>8928 women (2019)</li> <li>12,492 women (2020)</li> <li>12,492 women (2021)</li> </ul>	12,492 women (December 2020)	Document Review of participating UPs of SWAPNO Project	UP and PNGO Report to LGD and SWAPNO Project Management Unit (PMU); Annual Progress Report to UNDP and other donors	Once the months of women beneficiary cycle completed.	Participating Union Parishads, PNGO, District Managers, Project M&E and MIS Unit	\$ 369,700 (Spent till June <u>under output 1</u> in year 2020)	No abrupt price inflation during project period
1.2 % of beneficiaries in public works engaged in activities generating income at least equal to public works wages 18 months after end of project employment tenure	0 (2015)	<ul style="list-style-type: none"> <li>90% of 4464 beneficiaries (2017)</li> <li>90% of 4464 beneficiaries (2018)</li> <li>90% of 8928 beneficiaries (2019)</li> <li>90% of 8928 beneficiaries (2020)</li> <li>90% of 12,492 beneficiaries (2021)</li> </ul>	100% of 8,928 beneficiaries (December 2020)	MSC, Household surveys, tracer studies of ex-participants.	Survey Reports and Progress Report to UNDP and other donors	Mid-term, End of project and ex post evaluation	External Consultant and Project M&E and MIS Unit		
1.3 % of graduated women with improved resilience to cope with crises and lean seasons	0 (2015)	<ul style="list-style-type: none"> <li>80% of 4464 graduated beneficiaries (2017)</li> <li>80% of 4464 graduated beneficiaries (2018)</li> <li>80% of 8928 graduated beneficiaries (2019)</li> <li>80% of 8928 graduated beneficiaries (2020)</li> <li>80% of 12492 graduated beneficiaries (2021)</li> </ul>	This indicator will be measured at the end of year 2021 through end line evaluation of 3 <sup>rd</sup> Cycle	Household surveys, tracer studies of ex-participants	Survey Reports and Progress Report to UNDP and other donors	Baseline, mid-term and end of project	External Consultant and Project M&E Unit		
1.4 % of graduates employed or self-employed six months after cash transfer completion	0 (2015)	<ul style="list-style-type: none"> <li>80% of 4464 graduated employed (2017)</li> <li>80% of 4464 graduated employed (2018)</li> <li>80% of 8928 graduated employed (2019)</li> </ul>	This indicator will be measured at the end of year 2021 through end line	Household surveys, tracer studies of ex-participants	Survey Reports and Progress Report to UNDP and other donors	Baseline, mid-term and end of project	External Consultant and Project M&E Unit		



## PROJECT MONITORING AND EVALUATION PLAN

1.5 # of beneficiaries trained in income generating activities	0 (2015)	<ul style="list-style-type: none"> <li>80% of 8928 graduated employed (2020)</li> <li>80% of 12492 graduated employed (2021)</li> <li>4464 women (2017)</li> <li>8928 women (2018)</li> <li>8928 women (2019)</li> <li>12,492 women (2020)</li> <li>12,492 women (2021)</li> </ul>	evaluation of 3 <sup>rd</sup> Cycle  12,492 women (December 2020)	Review of training completion report	M&E and MIS data/Progress Report	Annually	Project M&E& MIS Unit		
<i>Expected Output 2: Core beneficiaries and their dependents have improved their human capital in terms of nutrition, health, education and voice</i>									
Project Output Indicators	Baseline (Year)	Target (Year)	Progress Against Target (M/Y)	Data Collection Methods (M&E Activities)	Means of Verification (data sources)	Frequency	Responsibilities	Resources (Cost)	Assumptions and Risks
2.1 % primary & secondary school enrolment and completion rates (disaggregated by gender) in supported households	Enrolment Male 85% Female 89% (2015)	<ul style="list-style-type: none"> <li>Male 90% &amp; Female 90% of 4464 HHs (2017)</li> <li>Male 90% &amp; Female 90% of 8928 HHs (2018)</li> <li>Male 90% &amp; Female 90% of 8928 HHs (2019)</li> <li>Male 90% &amp; Female 90% of 12492 HHs (2020)</li> <li>Male 90% &amp; Female 90% of 12492 HHs (2021)</li> </ul>	92.1% both for male & Female to PSF (December 2020)	Household Survey	Study and progress report End line Evaluation Report	End of each project cycle	Project M&E Unit and External Evaluators	\$ 165,145 (Spent till June <u>under output 2</u> in year 2020)	No abrupt price inflation during project period
2.2 % of beneficiary children 0 - 5 years old with complete immunizations	69% (2015)	<ul style="list-style-type: none"> <li>75% of 4464 HHs (2017)</li> <li>80% of 8928 HHs (2018)</li> <li>80% of 8928 HHs (2019)</li> <li>80% of 12492 HHs (2020)</li> <li>85% of 12492 HHs (2021)</li> </ul>	100% of beneficiary children (December 2020)	Household Survey	Study and progress report	End of project cycle	Project M&E and MIS Unit and External Evaluators		



## PROJECT MONITORING AND EVALUATION PLAN

2.3 % of beneficiary children 0-5 years old with stunted growth	35.6% (2015)	<ul style="list-style-type: none"> <li>• 35% (2017)</li> <li>• 30% (2018)</li> <li>• 30% (2019)</li> <li>• 25% (2020)</li> <li>• 20% (2021)</li> </ul>	30% (October 2019).	Household Survey	Study and progress report	End of project cycle	Project M&E & MIS Unit and External Evaluators
2.4 % of beneficiary women with improved health status (self-reported) as against baseline status	Bad 6.3% Good 93.7% (2015)	<ul style="list-style-type: none"> <li>• Bad 5%, Good 95% (2017)</li> <li>• Bad 4%, Good 96% (2018)</li> <li>• Bad 3%, Good 97% (2019)</li> <li>• Bad 3%, Good 97% (2020)</li> <li>• Bad 2%, Good 98% (2021)</li> </ul>	Bad 7.9%, because of COVID-19 pandemic Good 92.1% (December 2020)	Household Survey	Study and progress report	End of project cycle	Project M&E & MIS Unit and External Evaluators
2.5 % of beneficiary women having a say in household decision making	76% (2015)	<ul style="list-style-type: none"> <li>• 80% (2017)</li> <li>• 85% (2018)</li> <li>• 90% (2019)</li> <li>• 95% (2020)</li> <li>• 95% (2021)</li> </ul>	92.9% new income generating activities, 85.3% availing health services (December 2020)	Household Survey FGD, Case Study	Study and progress report	End of project cycle	Project M&E & MIS Unit and External Evaluators
2.6 # of reported cases of beneficiary women being victims of violence and/or sexual oppression.	0 (2015)	<ul style="list-style-type: none"> <li>• Actual of reported cases (subject to prevalence) (2017, 2018, 2019, 2020, 2021)</li> </ul>	4.6% HHs reported as of December 2020	Household level data tracker/Survey	Annual progress report	Annually	Project M&E & MIS Unit
2.7 # of training courses on different relevant issues conducted	0 (2015)	<ul style="list-style-type: none"> <li>• At least 6 training courses (2017)</li> <li>• At least 6 training courses (2018)</li> <li>• At least 6 training courses (2019)</li> <li>• At least 7 training courses (2020)</li> <li>• At least 7 training courses (2021)</li> </ul>	At least 7 training courses (December 2020)	Training Report/training Data tracker /Review of Training Manual	Training report/Activity progress report	Annually	Project M&E & MIS Unit
2.8 # of participants trained	0 (2015)	<ul style="list-style-type: none"> <li>• 4464 participants (2017)</li> <li>• 8928 participants (2018)</li> </ul>	12,492 participants trained on life skills development training	Review of training Report/training Data tracker	Training report/Activity progress report	Annually	Project M&E & MIS Unit

*Handwritten signature*



## PROJECT MONITORING AND EVALUATION PLAN

		<ul style="list-style-type: none"> <li>8928 participants (2019)</li> <li>12,492 participants (2020)</li> <li>12,492 participants (2021)</li> </ul>	(December 2020)						
<i>Expected Output 3: Core beneficiary households have access to public services essential for their livelihood activities and family wellbeing</i>									
Project Output Indicators	Baseline (Year)	Target (Year)	Progress Against Target (M/Y)	Data Collection Methods (M&E Activities)	Means of Verification (data sources)	Frequency	Responsibilities	Resources (Cost)	Assumptions and Risks
3.1 % of beneficiary households having access to a menu of UP and Upazila services (agriculture, livestock, fisheries, health services, etc.)	24% (2015)	<ul style="list-style-type: none"> <li>70% (2017)</li> <li>80% (2018)</li> <li>80% (2019)</li> <li>85% (2020)</li> <li>85% (2021)</li> </ul>	68.4% of 3,564 households (December 2020)	Household survey	Survey and progress report	Baseline, mid-term and end of project	Project M&E Unit and External Evaluators	\$ 39,532 (Spent till June <b>under output 3</b> in year 2020)	
3.2 % of beneficiary households having access to financial services (disaggregated by savings facilities, loans and insurance)	Savings 3% Loan 5% (2015)	<ul style="list-style-type: none"> <li>Savings 99%, Loan 30% of 4464 HHs (2017)</li> <li>Savings 99%, Loan 30% of 4464 HHs (2018)</li> <li>Savings 99%, Loan 50% of 4464 HHs (2019)</li> <li>Savings 99%, Loan 90% 8928 HHs (2020)</li> <li>Savings 99%, Loan 60% 12,492 HHs (2021)</li> </ul>	Savings 100% of 12,492 HHs (December 2020), Loan from NGOs 49.7%, bank 2.1% (December 2020).	Household survey	Survey and progress report review	Annually	Project M&E & MIS Unit and External Evaluators		
3.3 # of contacts established between service providing agencies and disadvantaged women	0 (2015)	<ul style="list-style-type: none"> <li>4464 (2017)</li> <li>8928 (2018)</li> <li>8928 (2019)</li> <li>12,492 (2020)</li> <li>12,492 (2021)</li> </ul>	12,492 (December 2020)	Household survey/Assessment	Survey and progress report review/ M&E & MIS data tracker	Annually	Project M&E & MIS Unit		
<i>Expected Output 4: Public assets promoting local economic regeneration, improving social conditions and enhancing environmental conditions are maintained and developed for the benefit of the poor of the participating rural communities</i>									
Project Output Indicators	Baseline (Year)	Target (Year)	Progress Against Target (M/Y)	Data Collection Methods (M&E Activities)	Means of Verification (data sources)	Frequency	Responsibilities	Resources (Cost)	Assumptions and Risks



## PROJECT MONITORING AND EVALUATION PLAN

4.1 Number of people with access to improved economic infrastructure (roads, markets, etc.) as a result of public works completed through the project	0 (2015)	<ul style="list-style-type: none"> <li>3100,000 (2018)</li> <li>3100,000 (2019)</li> <li>5278,000 (2020)</li> <li>5278,000 (2021)</li> </ul>	3669,500 (June 2020)	Household Survey, FGD, KII	Survey and progress report	End of project	Project M&E & MIS Unit and External Evaluators	\$ 2,342 (Spent till June <b>under output 4</b> in year 2020)	
4.2 % of rural community households having better usage of targeted public assets	0 (2015)	<ul style="list-style-type: none"> <li>60% (2018)</li> <li>60% (2018)</li> <li>60% (2019)</li> <li>70% (2020)</li> <li>70% (2021)</li> </ul>	The qualitative assessment data revealed more than 90% HHs having better usage of public assets (December 2020)	Household Survey, FGD, KII	Survey and progress report	End of project	Project M&E & MIS Unit and External Evaluators		
4.3 # of workers employed in project public works schemes.	0 (2015)	<ul style="list-style-type: none"> <li>4464 (2017)</li> <li>8928 (2018)</li> <li>8928 (2019)</li> <li>12,492 (2020)</li> <li>12,492 (2021)</li> </ul>	12,492 (December 2020)	Project Document Review	Project M&E & MIS	Annually	Project M&E & MIS Unit		
4.4 # of workdays provided in labour intensive public works schemes	0 (2015)	<ul style="list-style-type: none"> <li>1959,696 (2017)</li> <li>4,017,600 (2018)</li> <li>4,017,600 (2019)</li> <li>4974372 (2020)</li> <li>5200,000 (2021)</li> </ul>	5052244 (October 2020)	Project Document Review	Project M&E & MIS	Annually	Project M&E & MIS Unit		
4.5 # of local communities benefiting at least one public work scheme	0 (2015)	<ul style="list-style-type: none"> <li>124 UPs (2017)</li> <li>124 UPs (2018)</li> <li>178 UPs (2019)</li> <li>223 UPs (2020)</li> <li>223 UPs (2021)</li> </ul>	223 UPs (December 2020)	Project Document Review	Project M&E & MIS	Annually	Annually		
<i>Expected Output 5: Local communities have better capacity to withstand natural disasters and recover after disasters</i>									
Project Output Indicators	Baseline (Year)	Target (Year)	Progress Against Target (M/Y)	Data Collection Methods (M&E Activities)	Means of Verification (data sources)	Frequency	Responsibilities	Resources (Cost)	Assumptions and Risks



## PROJECT MONITORING AND EVALUATION PLAN

5.1 # of public asset schemes serving the purpose of reducing natural disaster / climate change risk	0 (2015)	<ul style="list-style-type: none"> <li>200 (2017)</li> <li>700 (2018)</li> <li>1500 (2019)</li> <li>1500 (2020)</li> <li>2500 (2021)</li> </ul>	2673 (October 2020)	Project Document Review	M&E & MIS data	Annually	Project M&E & MIS Unit	\$ 11,138 (Spent till June <u>under output 5</u> in year 2020)	
5.2 % of such public assets operational and maintained one year after completion	0 (2015)	<ul style="list-style-type: none"> <li>95% of 200 (2017)</li> <li>95% of 700 (2018)</li> <li>95% of 1500 (2019)</li> <li>95% of 1500 (2020)</li> <li>95% of 2500 (2021)</li> </ul>	Progress will be measured at the middle of year 2021	Facility surveys, Focus Group Discussions, Key Informant Interviews	Survey and progress report	Mid-term and at end of project	Project M&E Unit and External Evaluators		
5.3 # of public assets rehabilitated/restored after disasters	0 (2015)	<ul style="list-style-type: none"> <li>200 (2017)</li> <li>200 (2018)</li> <li>200 (2019)</li> <li>400 (2020)</li> <li>500 (2021)</li> </ul>	300 (October 2019), latest progress will be measured at middle of year 2021	Project Document Review	M&E & MIS Data	Annually	Project M&E & MIS Unit		

*Expected Output 6: Local government has capacity to implement social transfer projects with accountability, transparency, gender sensitivity and pro-poor approach*

Project Output Indicators	Baseline (Year)	Target (Year)	Progress Against Target (M/Y)	Data Collection Methods (M&E Activities)	Means of Verification (data sources)	Frequency	Responsibilities	Resources (Cost)	Assumptions and Risks
6.1 % of beneficiary households perceiving local government institutions having transparency, capacity and responsiveness	20% (2015)	<ul style="list-style-type: none"> <li>60% of 4464 HHs (2017)</li> <li>60% of 8928 HHs (2018)</li> <li>60% of 8928 HHs (2019)</li> <li>60% of 12492 HHs (2020)</li> <li>60% of 12492 HHs (2021)</li> </ul>	More than 90% beneficiary HHs (qualitative data analysis December 2020)	Household surveys, PM&E: Tools	Survey and progress reports	Mid-term and at end of project	Project M&E & MIS Unit and External Evaluators	\$ 61,710 (Spent till June <u>under output 6</u> in year 2020)	
6.2 Percentage of local government institutions sensitive to inclusiveness (including gender aspects) and able to make pro-poor plans	38% (2015)	<ul style="list-style-type: none"> <li>60% (2017)</li> <li>70% (2018)</li> <li>70% (2019)</li> <li>75% (2020)</li> <li>75% (2021)</li> </ul>	Progress will be measured at the end of year 2021	LGI Capacity Survey	Survey and progress reports	Mid-term and at end of project/ Annually	Project M&E & MIS Unit and External Evaluators		
6.3 % of UP project committees with improved management skills in planning, supervision, monitoring, record keeping, reporting and conflict resolution for public works schemes	Planing-42% Supervision-75% Record keeping-70% (2015)	<ul style="list-style-type: none"> <li>Planing-60%, Supervision-80%: Record keeping-80% (2017)</li> <li>Planing-60%, Supervision-80%: Record keeping-80% (2018)</li> <li>Planing-70%, Supervision-80%: Record keeping-80% (2019)</li> </ul>	Progress will be measured at the end of year 2021	LGI Capacity Survey	Survey and progress reports	Annually, Mid-term and at end of project	Project M&E Unit and		

*Ch...*





## PROJECT MONITORING AND EVALUATION PLAN

6.4 # of disadvantaged women provided with follow-up and counseling for sustainable livelihoods	0 (2015)	<ul style="list-style-type: none"> <li>Planing-90%, Supervision-95%; Record keeping-95% (2020)</li> <li>Planing-90%, Supervision-95%; Record keeping-95% (2021)</li> </ul>	8,928 (December 2020)	Document Review	M&E & MIS	Annually	Project M&E & MIS Unit	
6.5 # of participatory meetings and exercises organized by local government institutions	0 (2015)	<ul style="list-style-type: none"> <li>1500 (2017)</li> <li>1500 (2018)</li> <li>2500 (2019)</li> <li>3490 (2020)</li> <li>3490 (2021)</li> </ul>	2,829 (September 2020)	Document Review	M&E & MIS	Quarterly	UPs and Partner NGOs and Project M&E Unit	
6.6 # of local government representatives/officials trained		<ul style="list-style-type: none"> <li>1612 (2017)</li> <li>1612 (2018)</li> <li>3224 (2019)</li> <li>3620 (2020)</li> <li>4511 (2021)</li> </ul>	3,296 (September 2020)	Document Review	M&E & MIS	Annually	UPs and Partner NGOs and Project M&E Unit	

**COVID-19 Output: Enhanced knowledge and skill of SWAPNO beneficiaries to protect from COVID-19 and restored their livelihoods in post COVID-19 situation**

Project Output Indicators	Baseline (Year)	Target (Year)	Progress Against Target (M/Y)	Data Collection Methods (M&E Activities)	Means of Verification (data sources)	Frequency	Responsibilities	Resources (Cost)	Assumptions and Risks
1. # of safety kits distributed among beneficiaries and communities	0 (March 2020)	• 197,928 hygiene kits (2020)	191,044 hygiene kits (December 2020)	Quarterly progress report/document review/Annual Progress Report	M&E Tools/beneficiary database/tracker/s/progress report	Quarterly	Partner NGOs, District Team and Project M&E Unit	\$ 46,862 (Spent till June <u>under COVID output</u> in year 2020)	Community Health, Safety and Working Condition during COVID-19 pandemic
2. # of awareness raising materials printed & distributed	0 (March 2020)	• 94,500 materials by (2020)	94,500 awareness development materials (December 2020)	Quarterly progress report/document review/Annual Progress Report		Quarterly	DO		
3. # of people aware through community-level Loudspeaker Announcement	0 (March 2020)	• 900,000 people by (2020)	870,000 people as of (December 2020)	Quarterly progress report/document review/Annual Progress Report	DO	Quarterly	DO		
	0 (March 2020)					Quarterly	DO		
		• 23,000 people		Quarterly progress report/document			DO		

*Ch...*



## PROJECT MONITORING AND EVALUATION PLAN

4. # of people benefited through hand-washing demonstration sessions	0 (March 2020)	(2020) • 14880 households <sup>2</sup> (2020)	22,989 people (December 2020)	review/ Annual Progress Report	DO				
5. # of poor and extreme poor household got food packages	0 (March 2020)	• 6,000 households (2020)	14,880 households (December 2020)	Quarterly progress report/document review/ Annual Progress Report	DO	Quarterly	DO		
6. # of poor and extreme poor household got cash grants support			6,064 households (December 2020)	Quarterly progress report/document review/ Annual Progress Report	DO	Quarterly	DO		
<i>SP Output 1.1: National and sub-national systems and institutions enabled to achieve structural transformation of productive capacities that are sustainable and employment - and livelihoods-intensive</i>									
SP Output Indicators with code number	Baseline (Year)	Target (Year)	Progress Against Target (M/Y)	Data Collection Methods (M&E Activities)	Means of Verification (data sources)	Frequency	Responsibilities	Resources (Cost)	Assumptions and Risks
1.1.2.2 Number of people accessing financial services and non-financial assets, disaggregated by target groups: a) Financial services a1) Poor a2) Women	a) no a1) 0 a2) 0 (2015)	• a) Yes, a1) 4464 a2) 4464 (2017) • a) Yes, a1) 8928 a2) 8928 (2018) • a) Yes, a1) 8928 a2) 8928 (2019) • a) Yes, a1) 12492 a2) 12492 (2020) • a) Yes, a1) 12492 a2) 12492 (2021)	a) Yes, a1) 12,492 a2) 12,492 (December 2020)	Household Survey/Assessment Report/Beneficiary Data tracker	Annual Project Progress Report	Annually	Project M&E & MIS Unit	Cost booked above	
1.1.2.3 Existence of improved enabling environment for expansion of decent work and livelihoods: b) Direct creation of employment in the: b1) Public sector b2) Private sector	b) no b1) 0 b2) 0 (2015)	• b) Yes, b1) 4464 b2) 100 (2017) • b) Yes, b1) 8928 b2) 600 (2018) • b) Yes, b1) 8928 b2) 600 (2019) • b) Yes, b1) 12492 b2) 600 (2020) • b) Yes, b1) 12492 b2) 600 (2021)	b) Yes, b1) 12,492 b2) 200 (June 2020)	Implementation information recorded in M&E Beneficiary Data tracker	Annual Project Progress Report	Annually	Project M&E & MIS Unit	Cost booked above	
1.2.2.2 Volume of additional resources leveraged through public and private financing for the SDGs with UNDP support: b) Sub-national level: b1) public b2) private	b) no b1) 0 b2) 0 (2015)	• TBD	TBD	TBD	TBD	TBD	TBD		

*Handwritten signature*



## PROJECT MONITORING AND EVALUATION PLAN

<b>Key Result 1 (2020): SWAPNO beneficiaries' households have improved their poverty status</b>							
Indicators	Baseline (Year)	Target (M/Year)	Progress Against Target (M/Y)*	Evidence (Data sources/Name of Document/Website, etc)			
<b>Key result 1: SWAPNO beneficiaries are employed and earning regular income</b>				Full Title	Date of Publication	Author	Link (if available)
1.1) # of SWAPNO beneficiaries employed in public asset maintenance work and earning regular income.	8928 (12/2019)	<ul style="list-style-type: none"> <li>3,564 (December 2021)</li> </ul>	N/A	N/A	N/A	N/A	N/A
1.2) # of SWAPNO beneficiaries provided with # of days of employment for public assets maintenance work:	8928 (12/2019) 3937,248 workdays (12/2019)	<ul style="list-style-type: none"> <li>3,564 beneficiaries (December 2021)</li> <li>1037,124 workdays (December 2021)</li> </ul>	N/A	N/A	N/A	N/A	N/A
1.3) % of SWAPNO beneficiaries of 3 <sup>rd</sup> cycle engaged in Income Generating Activities (IGAs) other than public works	95.63% of 2 <sup>nd</sup> cycle (10/2019)	<ul style="list-style-type: none"> <li>95.63% of 3<sup>rd</sup> cycle (December 2021)</li> </ul>	N/A	N/A	N/A	N/A	N/A
<b>Key Result 2 (2020): SWAPNO beneficiaries' households have food security</b>							
2.1) % of SWAPNO beneficiaries' households have reached to food secure from severe, moderate and mild food insecure status as per HFIAS <sup>3</sup> scale	Food secure-90% (June 2018)	<ul style="list-style-type: none"> <li>Food secure-90% (December 2021) of 3<sup>rd</sup> cycle</li> </ul>	N/A	N/A	N/A	N/A	N/A

<sup>3</sup> For comprehensive review of HFIAS please see: Cobles, Jennifer, Anne Swiniale and Paula Bilinsky. *Household Food Insecurity Access Scale (HFIAS) for Measurement of Household Food Access. Indicator Guide (v. 3)* Washington, D.C.: Food and Nutrition Technical Assistance Project, Academy for Educational Development, August 2007.



## PROJECT MONITORING AND EVALUATION PLAN

<i>Key Result 3 (2020): SWAPNO beneficiaries have access to digital financial service</i>							
3.1 # of SWAPNO beneficiaries have active financial accounts with digital financial service providers;	4680 beneficiaries Bank Asia-2952; bKash-864; Rocket-648; Post office-216 (12/2019)	• 3564 Beneficiaries (December 2021)	N/A	N/A	N/A	N/A	N/A
3.2 % of SWAPNO beneficiaries accessing financial services (savings, financial transaction, credit) other than wage payments;	98% of 8928 (12/2019)	• 98% of 3,564 (December 2021)	N/A	N/A	N/A	N/A	N/A

*Handwritten signature*



## PROJECT MONITORING AND EVALUATION PLAN

CPD Outcome 1: Increase opportunities, especially for women and disadvantaged groups to contribute to and benefit from economic progress CPD Output 1.1: Government has the knowledge and skill to better target remaining pockets of poverty and expand opportunities for women to contribute to and benefit from economic progress.							
Indicators	Baseline (Year)	Target (M/Year)	Progress Against Target (M/Y)*	Evidence (Data sources/Name of Document/Website, etc)			
				Full Title	Date of Publication	Author	Link (if available)
1.1.1 Extent to which policies to promote women's economic empowerment show improved implementation.	8928 (2019)	• 3,564 (December 2021)	N/A	N/A	N/A	N/A	N/A
1.1.2 Proportion of citizens using rural decentralized banking system, disaggregated by sex	8928 women (2019)	• 3,564 women (December 2021)	N/A	N/A	N/A	N/A	N/A
1.2.1 Number of new full-time equivalent jobs created and livelihoods strengthened for women and youth 15+ years old as a direct result of UNDP interventions, disaggregated by sex	8928 women (2019)	• 3,564 people (December 2021) •	N/A	N/A	N/A	N/A	N/A

*Handwritten signature or initials.*



## PROJECT MONITORING AND EVALUATION PLAN

UNDAF: Outcome 3: Increase opportunities, especially for women and disadvantaged groups to contribute to and benefit from economic progress; Output 3.1. Policy framework improved for decent work for all and skills development programmes, particularly for vulnerable women, youth and marginalized populations							
Indicators	Baseline (Year)	Target (M/Year)	Progress Against Target (M/Y)*	Evidence (Data sources/Name of Document/Website, etc)			
				Full Title	Date of Publication	Author	Link (if available)
3.1a Poverty headcount, gap and severity (Forster Greer Thornback) - poverty gap - poverty severity	Extreme poverty rate 28% (June 2017); Poverty gap-47% (June 2017) Squared poverty gap - 24%;	TBA	TBA	TBA	TBA	TBA	TBA
3.1b Percentage of population in severe multi-dimensional poverty, national, by location	MPI Headcount Poor (H) – 61% (2015);	TBA	TBA	TBA	TBA	TBA	TBA

*Handwritten signature or initials.*



## PROJECT MONITORING AND EVALUATION PLAN

**SDG: Goal 1-** End poverty in all its forms everywhere, **Goal 2-** End hunger, achieve food security and improved nutrition and promote sustainable agriculture, **Goal 4-** Ensure inclusive and equitable quality education and promote lifelong learning opportunities for all, **Goal 5-** Achieve gender equality and empower all women and girls, **Goal 8-** Promote sustained, inclusive and sustainable economic growth, full and productive employment and decent work for all, **Goal 8-** Promote sustained, inclusive and sustainable economic growth, full and productive employment and decent work for all, **Goal 10-** Reduce inequality within and among countries,

Indicators	Baseline (Year)	Target (M/Year)	Progress Against Target (M/Y)*	Evidence (Data sources/Name of Document/Website, etc)			
				Full Title	Date of Publication	Author	Link (if available)
1.2.1 Proportion of population living below the national poverty line, by sex and age	N/A	N/A	N/A	N/A	N/A	N/A	N/A
2.1.2 Prevalence of moderate or severe food insecurity in the population, based on the Food Insecurity Experience Scale (FIES)	N/A	N/A	N/A	N/A	N/A	N/A	N/A
4.6.1 Percentage of population in a given age group achieving at least a fixed level of proficiency in functional (a) literacy and (b) numeracy skills. by sex	N/A	N/A	N/A	N/A	N/A	N/A	N/A
5.b.1 Proportion of individuals who own a mobile telephone, by sex	N/A	N/A	N/A	N/A	N/A	N/A	N/A
8.3.1 Proportion of informal employment in non-agriculture employment, by sex	N/A	N/A	N/A	N/A	N/A	N/A	N/A

*Bank*



## PROJECT MONITORING AND EVALUATION PLAN

Evaluation/Study/Survey Title	UNDP Strategic Plan Outcome	Partners (joint evaluation)	Evaluation M&E sioned by (if not UNDP)	Type of Evaluati on/Study / Survey	Planned Evaluation/Study/Survey Starting Date (Month/Year)	Planned Evaluation/Study/Survey Completion Date (Month/Year)	Estima ted Cost	Provisiona l Source of Funding	ComM&Esi oned to external firm/consult ant
End line evaluation of 1 <sup>st</sup> cycle of SWAPNO Project	SP Outcome 1: Growth and development are inclusive and sustainable, incorporating productive capacities that create employment and livelihoods for the poor and excluded	Ministry of Local Government, Rural Development and Cooperatives	UNDP	Mid-term Project Evaluation	August 2017	October 2017	US\$ 65,550	SDGF	Yes
Baseline Survey 2nd Cycle	SP Outcome 1: Growth and development are inclusive and sustainable, incorporating productive capacities that create employment and livelihoods for the poor and excluded	Ministry of Local Government, Rural Development and Cooperatives	N/A	Household Survey	September 2017	April 2018	US\$ 40,000	Project Budget	Yes
Social Security Digital Cash Transfer Pilot	SP Output 1.1: National and sub-national systems and institutions enabled to achieve structural transformation of productive capacities that are sustainable and employment - and livelihoods-intensive	Ministry of Local Government, Rural Development and Cooperatives, UNDP Regional Innovation Hub	N/A	Pilot Study	December 2018	March 2019	US\$ 94000	UNDP Regional Hub and Project Budget	No
Baseline Survey 1 <sup>st</sup> Cycle	SP Outcome 1: Growth and development are inclusive and sustainable, incorporating productive capacities	Ministry of Local Government, Rural Development and Cooperatives	N/A	Household Survey	August 2015	May 2016	US\$ 35,000	DSS innovation fund	Yes

*Barth...*





## PROJECT MONITORING AND EVALUATION PLAN

	that create employment and livelihoods for the poor and excluded								
e-Payment Pilot	SP Output 1.1: National and sub-national systems and institutions enabled to achieve structural transformation of productive capacities that are sustainable and employment - and livelihoods-intensive	Ministry of Local Government, Rural Development and Cooperatives	N/A	Pilot Study	Feb 2017	July 2017	US\$ 25000	Project Budget	No
End line Survey- 2 <sup>nd</sup> Cycle	SP Outcome 1: Growth and development are inclusive and sustainable, incorporating productive capacities that create employment and livelihoods for the poor and excluded	Ministry of Local Government, Rural Development and Cooperatives	BIDS	Household survey	May 2019	Nov 2019	US\$ 60,000	Project Budget	Yes
Baseline Survey- 3 <sup>rd</sup> Cycle	SP Outcome 1: Growth and development are inclusive and sustainable, incorporating productive capacities that create employment and livelihoods for the poor and excluded	Ministry of Local Government, Rural Development and Cooperatives	HDRG	Household survey	November 2019	May 2020	US\$ 50,000	Project Budget	Yes
Study on National Micro-insurance	SP Output 1.1: National and sub-national systems and institutions enabled to achieve structural transformation of productive capacities that are sustainable and employment - and livelihoods-intensive	Ministry of Local Government, Rural Development and Cooperatives	Birla Management Institute on India	Pilot Study	March 2020	June 2020	US\$ 60,000	Project Budget	Yes

*Handwritten signature/initials.*



## PROJECT MONITORING AND EVALUATION PLAN

<b>Study on Market Needs Assessment and Training Needs Assessment</b>	SP Outcome 1: Growth and development are inclusive and sustainable, incorporating productive capacities that create employment and livelihoods for the poor and excluded	Ministry of Local Government, Rural Development and Cooperatives	Consultants	Household Survey	January 2020	March 2020	US\$ 15,000	Project Budget	Yes
<b>Survey (baseline) on Digital Financial Inclusion knowledge and experience</b>	SP Output 1.1: National and sub-national systems and institutions enabled to achieve structural transformation of productive capacities that are sustainable and employment - and livelihoods-intensive	Ministry of Local Government, Rural Development and Cooperatives	N/A	Household survey	June 2020	August 2020	US\$ 5000	Project Budget	Yes
<b>Internal Result Study/Assessment</b>	SP Output 1.1: National and sub-national systems and institutions enabled to achieve structural transformation of productive capacities that are sustainable and employment - and livelihoods-intensive	Ministry of Local Government, Rural Development and Cooperatives	N/A	Household survey	October 2020	December 2020	US\$ 5000	Project Budget	Yes
<b>3<sup>rd</sup> Cycle Final Evaluation</b>	SP Outcome 1: Growth and development are inclusive and sustainable, incorporating productive capacities that create employment and livelihoods for the poor and excluded	Ministry of Local Government, Rural Development and Cooperatives	Third party engagement	Household survey	July 2021	Nov 2021	TBD	Project Budget	No

  
**Mizanur Rahman**  
 M & E Officer  
 SWAPNO Project  
 Local Government Division

LC

## SWAPNO RISK LOG

Description of Risk	Type	Probability and Impact*	Consequences	Proposed countermeasures
Political instability/ social unrest can stall project implementation	Political	P=2, I=2	<ul style="list-style-type: none"> <li>▪ Project implementation will not be completed within stipulated time</li> <li>▪ Time extension may require</li> </ul>	<ul style="list-style-type: none"> <li>▪ The project will closely monitor the political situation and develop a contingency plan articulating response to the political and social dynamics.</li> <li>▪ The project will coordinate with other similar donor funded programs to initiate counter measure.</li> </ul>
Major natural calamities like cyclones and floods can cause major setbacks for beneficiaries to move out of poverty	Operational	P=3, I=4	<ul style="list-style-type: none"> <li>▪ Beneficiaries may lose productive assets especially livestock</li> <li>▪ Living house of beneficiaries' damage</li> <li>▪ Achievement of the project objectives will hamper</li> </ul>	<ul style="list-style-type: none"> <li>▪ SWAPNO will include disaster risk reduction (DRR) and climate change adaptation measures</li> <li>▪ Selection of multiple livelihood activities for beneficiaries to cope with natural disaster</li> <li>▪ Beneficiary will develop a contingency livelihood plan to cope with natural disaster</li> <li>▪ Interventions and selection of public assets that can reduce disaster risks locally.</li> </ul>
Insufficient capacity and motivation of private sector, in particular local SMEs, to engage with the project	Operational	P=3, I=2	<ul style="list-style-type: none"> <li>▪ Job placement and wage employment of beneficiaries at local level will hamper;</li> </ul>	<ul style="list-style-type: none"> <li>▪ Strong advocacy with private sector, liaison and involvement of the private sector</li> <li>▪ Identifying progressive enterprises to lead private sector engagement could create a bandwagon effect for others to follow suit</li> <li>▪ Develop multiple livelihoods plan for beneficiaries</li> </ul>
Local Government Institutions are constrained by limited resources and complex business procedures	Operational	P=2, I=3	<ul style="list-style-type: none"> <li>▪ Delivery of planned activities may suffer time lag</li> <li>▪ Beneficiary women may not get wage in time;</li> </ul>	<ul style="list-style-type: none"> <li>▪ Capacity development, including inspirational examples set by best practices and role models, would give impetus to local project implementation</li> <li>▪ Partnerships with local NGOs to take on project responsibilities will ease the burden on UPs</li> </ul>



Description of Risk	Type	Probability and Impact*	Consequences	Proposed countermeasures
				<ul style="list-style-type: none"> <li>Develop activity delivery plan considering complex business procedures of Local Government Division</li> </ul>
Market distortion by procuring goods and services	Fiduciary	P=1, I=4	<ul style="list-style-type: none"> <li>Credibility of UNDP in use of financial resources will suffer</li> <li>Project procurement may distort market and induce corruption;</li> </ul>	<ul style="list-style-type: none"> <li>Project will strictly adhere to UNDP procurement policy</li> <li>All procurements will be done through UNDP procurement unit</li> </ul>
Documents/or supporting registers not properly maintained by UP	Fiduciary	P=4, I=3	<ul style="list-style-type: none"> <li>SWAPNO will fail to attain project results related to LGI capacity strengthening</li> <li>Credibility of UNDP in use of financial resources will suffer</li> </ul>	<ul style="list-style-type: none"> <li>SWAPNO to impart continuous on-the-job coaching of UP Secretaries, a well as classroom training as required</li> <li>Peer training of weaker UPs by outstanding UP Secretaries (best practitioners)</li> </ul>
Fund mismanagement by Union Parishads can breach beneficiaries' trust	Fiduciary	P=2, I=4	<ul style="list-style-type: none"> <li>Possible mistargeting, resulting in leakage</li> <li>Project may fail to achieve intended result</li> <li>Credibility of UNDP will suffer</li> </ul>	<ul style="list-style-type: none"> <li>SWAPNO's strictly adheres to its Internal Control Framework that includes strong prevention, detection and deterrence instruments by monitoring team</li> <li>Digital payments are made directly into the beneficiaries' bank accounts.</li> <li>SWAPNO has already set up a hotline for redressing grievances for the beneficiaries.</li> </ul>
Community Health, Safety and Working Conditions during COVID-19 pandemic	Operational	P=1, I=1	<ul style="list-style-type: none"> <li>Possible health risks of COVID-19 infection because of human interaction.</li> </ul>	<ul style="list-style-type: none"> <li>The project will take proper risk mitigation strategy as previous and follow the guideline provided by WHO and GoB.</li> <li>During the any kind of service delivery, the project personnel will use personal protection kits and maintained proper social distance.</li> <li>The project will use mobile and WhatsApp for remote monitoring of the activities.</li> </ul>

\*Impact and probability are measured in five-point scale where 1 is minimum and 5 is maximum points

  
**Mizanur Rahman**  
 M & E Officer  
 SWAPNO Project  
 Local Government Division

LG

**United Nations Development Programme (UNDP) Bangladesh and promote workplace  
Gender Action Plan**

**Objectives:**

1. To ensure Better integration & mainstreaming of GE in all projects and programmes
2. To support monitoring of gender specific indicators and achievements
3. To create safe workplace
4. To compliance with UNDP Gender Equality Seal

**Guideline for Gender Action Plan:**

1. Identify activities under each output with in your existing annual work plan for 2020 that will directly contribute to gender equality
2. Identify strategies for gender mainstreaming within existing activities of your work plan which do not directly contribute to gender equality (for example, a training will be conducted on service delivery. You may add one dedicated session on women's access to different service delivery to discuss different needs and priorities of women, constraints for women in accessing those services etc.)
3. Mention budgetary allocation for the identified activities directly contributing to gender equality (as it is now)
4. Do an exercise to calculate and determine certain percentage of budget allocation for the activities that don't directly contribute to gender equality
5. Keep budget allocation for joint programmes on International Women's Day, 16 Days of Activism etc.: for producing and printing IEC materials for raising awareness on SHAA and SEA among your project staff and beneficiaries
6. Identify the person or unit who will be responsible for conducting the activities or monitoring and ensuring that the activities are done following the Gender Action plan
7. Include measurable indicators for activities identified (we will do this exercise once again along with our M&E focal for finalizing the indicators)

**Strengthening Women's Ability for Productive New Opportunities (SWAPNO) Project**  
**United Nations Development Programme (UNDP) Bangladesh and promote workplace**  
**Gender Action Plan , January – December, 2021**

Actions	Person/ team Responsible	Time frame	Budget allocation		Proposed indicator
			Budgeted amount USD	%	
<b>Outcome :1:</b> Increased Income and Assets by Expanding Choices					
<b>Output 1.1:</b> Women Beneficiaries of SWAPNO are aware on formal sector workplace environment					
<b>Activity 1.1.1:</b> Train interested SWAPNO women on workplace environment.	E&E specialist, FOs, GSS	Jan-June 2021	35000	35%	400 interested women are received training on workplace environment
<b>Outcome 2:</b> Enhanced human capabilities for exercising choices					
<b>Output: 2.1:</b> Awareness created on Workplace safety, SHAA and GBV					
<b>Activity:2.1.1:</b> Training on improvement of Negotiation /Bargaining power of SWAPNO women group leaders to address	GSS & SWAPNO team	February-April, 2021	5000	5%	Group leaders will become self-motivated and increase community awareness on SHAA &
<b>Activity 2.1.2:</b> Develop Behavioral Change Commutation (BCC) materials on Awareness creation on Workplace safety, Abuse of Authority, and Harassment etc	GSS & Communication officer	January -June	10,000	10%	BCC materials Developed
<b>Activity: 2.1.2:</b> Engages standing committee on family dispute resolution women and child welfare for monitoring and hand holding support to beneficiaries	SWAPNO Field Offices	April 2021	10,000	10%	Family dispute resolution women and child welfare committee members will be monitored the Public works activity of women beneficiaries of SWAPNO

<b>Activity: 2.1.3:</b> Counselling & disseminate messages to SWAPNO women beneficiaries & communities on GBV and SHAA	SWAPNO Field Team, Union worker & project officer of PNGOs	January-December, 2021	No need		Increased awareness on SHAA, Harassment and GBV
<b>Activity:2.1.4:</b> Observe different events (like as International women's day/ 16 days activism/ Human Rights Day	GSS & Communication officer, SWAPNO District offices	March-November, December-2021	5000	5%	Day Observed and report prepare
<b>Outcome :3:</b> Strengthened Resilience to Shocks Including Disasters and Climate Change.					
<b>Output:3.1:</b> Standing Committee on Family Dispute Resolution, Women and Child Welfare are aware on Gender based DRR & CCA					
<b>Activity:3.1.1:</b> Training to SC committee & UDMC on Gender based DRR & CCA	DRR consultant GSS SWAPNO team, NGOs, LGD	January 2021	35,000	35%	SC & UDMC members sensitized on Gender based DRR & CCA through received training And report prepared

**Note:** SWAPNO senior management will support in all stages of activity to implement gender activities successfully. GAP developed based on AWP the above listed activities purely focusing on promoting gender quality, justice and women empowerment, through implementing others SWAPNO activities.

**Abbreviation:** GSS: Gender and Social Development Specialist

E&E: Enterprise & Employment Specialist.

FOs: Field Offices.



Selina Choudhury

Gender & Social Development Specialist

## Strengthening Women's Ability for Productive New Opportunities (SWAPNO) Project

### United Nations Development Programme (UNDP) Bangladesh

#### Communication Plan (Draft) (January – December 2021)

SL no.	Target audience	Communication Activities and tools	Timing	Expected result/ indicators of achievement	Resource Requirement (person/days required, budget implications, also consider outsourcing)	Responsible CO unit/ person ( And supporting unit/ persons if any)
1	Communities & Mass people	<ul style="list-style-type: none"> <li>• Social Media: At-least two Facebook posts monthly. Highlighting beneficiaries and works and events.</li> <li>• National Dailies: Articles in newspapers as per major events and partnerships.</li> <li>• SWAPNO Website: Two blog posts per month, weekly update on project progress.</li> </ul>	Q1-Q4	Promotion of SWAPNO project activities and achievements	USD 5,000	Communication Officer
2	Donors Mass people	Animated Video documentary on SWAPNO's Graduation approach	Q1-Q2	Promotion of SWAPNO initiatives	USD 5,000	Communication Officer, IT officer
3	SWAPNO Beneficiaries, Community People, UP members	Popular folk drama on <ul style="list-style-type: none"> <li>• Nutrition &amp; balanced diet</li> <li>• Gender based violence</li> </ul>	Q1-Q2	Awareness raising of community people	USD 25,000	Communication Officer, District offices



Kashfia Sharmin



4	Donors UNDP CO	<ul style="list-style-type: none"> <li>Quarterly Monitoring Report.</li> <li>Biannual and annual activity report</li> <li>Quarterly financial report</li> <li>Qualitative study report on project interventions</li> </ul>	Q1-Q4	Continuous updates on activities and results and make changes as per suggestions	USD 15,000	Communication Officer, E&E specialist, M&E officer
5	SWAPNO women beneficiaries, Community people	Develop BCC materials on- <ul style="list-style-type: none"> <li>Violence Against Women</li> <li>Workplace safety, harassment and abuse of authority</li> </ul>	Q1	Increased awareness on VAW, Workplace safety, harassment and abuse of authority	USD 10,000	Communication Officer, GSS
6	Mass people Donor CO	Media releases, news media partnership with print and electronic media	Q1-Q4	Promotion of SWAPNO initiatives	USD 5,000	Communication Officer
7	Donors PNGOs Mass people Policy makers GOB	TV show/Experience sharing Workshop on SWAPNO's unique interventions <ul style="list-style-type: none"> <li>Sanitary Napkin production</li> <li>Agriculture Value Chain</li> <li>Mini-garments</li> </ul>	Q4	Promotion of SWAPNO initiatives	USD 20,000	GSS & Communication officer
8	Employers Donors	Video Documentary on formal sector employment	Q4	Showcasing SWAPNO intervention through video documentaries	USD 15,000	Communication Officer, E&E specialist



Kashfia Sharmin

# Lesson Learning: What has worked; not worked?



---

1. Ownership building is key to obtain community and UP commitment in doing a good job. Since the project has an objective of developing UP capacity, engaging UP representatives in all the activities resulted in whole-hearted cooperation in most of the UPs. Formation of beneficiary selection committees also worked well since the elected representatives care about electoral opinions, thus refrained from wrongdoing.

2. In spite of business slow down in garments sector, SWAPNO has been able to motivate Ecofab so that maximum number of SWAPNO beneficiaries employed here are retained in the job. Ecofab also promised to create more jobs in 2021 for SWAPNO beneficiaries.

1. As part of diversification of formal sector employment, SWAPNO has effectively negotiated with the Center for Excellence in Leather Sector in Bangladesh (COEL) to access formal sector employment by the beneficiaries. The COEL team has moved out in the field to motivate beneficiaries within 18-32 age limit to come forward for employment in the leather sector.

2. SWAPNO always maintains a waiting list to replace dropouts. In Jamalpur, few dropout cases were quickly filled in to maintain normalcy at UP levels.

# Top Five Results in 2021



- 
1. % of SWAPNO beneficiaries of 3<sup>rd</sup> cycle engaged in Income Generating Activities (IGAs) other than public works
  2. % of SWAPNO beneficiaries accessing financial services (savings, financial inclusion, credit) other than wage payments;
  3. % of graduates employed in formal sector or self-employed six months after cash transfer completion
  4. # of disadvantaged women provided with follow-up and counseling for sustainable livelihoods
  5. % of public assets operational and maintained one year after completion

## Certificate Of Completion

Envelope Id: 12CE7B9BE4C141C6BF429D64CE8CD01B

Status: Completed

Subject: Please DocuSign: 01. SWAPNO AWP-2021.pdf

Source Envelope:

Document Pages: 59

Signatures: 5

Envelope Originator:

Certificate Pages: 1

Initials: 0

Mosle Uddin

AutoNav: Enabled

One United Nations Plaza

Envelopeld Stamping: Enabled

New York, NY 10017

Time Zone: (UTC-08:00) Pacific Time (US &amp; Canada)

mosle.uddin@undp.org

IP Address: 182.16.158.193

## Record Tracking

Status: Original

Holder: Mosle Uddin

Location: DocuSign

1/26/2021 9:51:48 PM

mosle.uddin@undp.org

## Signer Events

## Signature

## Timestamp

Kajal Chatterjee

kajal.chatterjee@undp.org

National Project Manager

UNDP Headquarters

Security Level: Email, Account Authentication  
(None)


Signature Adoption: Pre-selected Style

Using IP Address: 43.251.171.21

Signed using mobile

Sent: 1/26/2021 9:57:30 PM

Viewed: 1/27/2021 12:55:31 AM

Signed: 1/27/2021 12:55:55 AM

## Electronic Record and Signature Disclosure:

Not Offered via DocuSign

## In Person Signer Events

## Signature

## Timestamp

## Editor Delivery Events

## Status

## Timestamp

## Agent Delivery Events

## Status

## Timestamp

## Intermediary Delivery Events

## Status

## Timestamp

## Certified Delivery Events

## Status

## Timestamp

## Carbon Copy Events

## Status

## Timestamp

## Witness Events

## Signature

## Timestamp

## Notary Events

## Signature

## Timestamp

## Envelope Summary Events

## Status

## Timestamps

Envelope Sent

Hashed/Encrypted

1/26/2021 9:57:30 PM

Certified Delivered

Security Checked

1/27/2021 12:55:31 AM

Signing Complete

Security Checked

1/27/2021 12:55:55 AM

Completed

Security Checked

1/27/2021 12:55:55 AM

## Payment Events

## Status

## Timestamps

## Certificate Of Completion

Envelope Id: 2C39E38FFFBB40D186975A302768C346

Status: Sent

Subject: DocuSign: SWAPNO AWP 2021

Source Envelope:

Document Pages: 60

Signatures: 0

Envelope Originator:

Certificate Pages: 2

Initials: 1

Kazi Nasreen Nahar

AutoNav: Enabled

One United Nations Plaza

Envelopeld Stamping: Enabled

New York, NY 10017

Time Zone: (UTC-08:00) Pacific Time (US &amp; Canada)

kazi.nahar@undp.org

IP Address: 119.30.41.20

## Record Tracking

Status: Original

Holder: Kazi Nasreen Nahar

Location: DocuSign

2/1/2021 7:43:54 AM

kazi.nahar@undp.org

## Signer Events

### Signature

### Timestamp

Kazi Nasreen Nahar

*KNN*

Sent: 2/1/2021 8:01:39 AM

kazi.nahar@undp.org

Viewed: 2/1/2021 8:51:02 AM

Programme Associate

Signed: 2/1/2021 8:51:51 AM

UNDP Bangladesh

Signature Adoption: Pre-selected Style

Security Level: Email, Account Authentication  
(None)

Using IP Address: 119.30.41.20

### Electronic Record and Signature Disclosure:

Not Offered via DocuSign

Khondker Pervez Ahmed

Sent: 2/1/2021 8:51:54 AM

khondker.ahmed@undp.org

Viewed: 2/3/2021 10:23:29 AM

Partnerships and Resource Mobilization Associate

UNDP Bangladesh

Security Level: Email, Account Authentication  
(None)

### Electronic Record and Signature Disclosure:

Not Offered via DocuSign

Sarder M Asaduzzaman

sarder.asaduzzaman@undp.org

Security Level: Email, Account Authentication  
(None)

### Electronic Record and Signature Disclosure:

Not Offered via DocuSign

Van Nguyen

nguyen.thi.ngoc.van@undp.org

Security Level: Email, Account Authentication  
(None)

### Electronic Record and Signature Disclosure:

Not Offered via DocuSign

## In Person Signer Events

### Signature

### Timestamp

## Editor Delivery Events

### Status

### Timestamp

## Agent Delivery Events

### Status

### Timestamp

## Intermediary Delivery Events

### Status

### Timestamp

<b>Certified Delivery Events</b>	<b>Status</b>	<b>Timestamp</b>
----------------------------------	---------------	------------------

<b>Carbon Copy Events</b>	<b>Status</b>	<b>Timestamp</b>
---------------------------	---------------	------------------

<b>Witness Events</b>	<b>Signature</b>	<b>Timestamp</b>
-----------------------	------------------	------------------

<b>Notary Events</b>	<b>Signature</b>	<b>Timestamp</b>
----------------------	------------------	------------------

<b>Envelope Summary Events</b>	<b>Status</b>	<b>Timestamps</b>
--------------------------------	---------------	-------------------

Envelope Sent	Hashed/Encrypted	2/1/2021 8:01:39 AM
---------------	------------------	---------------------

<b>Payment Events</b>	<b>Status</b>	<b>Timestamps</b>
-----------------------	---------------	-------------------

## Mohammad Rajib Ahmed Bijoy

---

**From:** Khondker Pervez Ahmed  
**Sent:** Thursday, February 4, 2021 9:25 PM  
**To:** Kajal Chatterjee; Kazi Nasreen Nahar  
**Cc:** Fatematul Jannat; Sarder M Asaduzzaman; Ashekur Rahman; Mohammad Rajib Ahmed Bijoy  
**Subject:** Re: SWAPNO AWP 2021 - Inclusion of activities scheduled for January to December 22 in multi year AWP

Dear Dada,  
Thanks for your kind clarification, have already discussed with Rajib bhai on next action.  
Kind regards,  
Pervez

"Please forgive typos or brevity, sent from my mobile device"

---

**From:** Kajal Chatterjee <kajal.chatterjee@undp.org>  
**Sent:** Thursday, February 4, 2021 7:19:28 PM  
**To:** Kazi Nasreen Nahar <kazi.nahar@undp.org>; Khondker Pervez Ahmed <khondker.ahmed@undp.org>  
**Cc:** Fatematul Jannat <fatematul.jannat@undp.org>; Sarder M Asaduzzaman <sarder.asaduzzaman@undp.org>; Ashekur Rahman <ashekur.rahman@undp.org>; Mohammad Rajib Ahmed Bijoy <mohammad.bijoy@undp.org>  
**Subject:** Re: SWAPNO AWP 2021 - Inclusion of activities scheduled for January to December 22 in multi year AWP

Dear Parvez,

Don't worry. If there is no way out, we will close the project and return Sida's grant. But the government extension is impossible to get, since Swapno has been extended twice by them. Now only ECNEC can extend the project with a fresh proposal.

Best,

Kajal

Get [Outlook for Android](#)

---

**From:** Kazi Nasreen Nahar <kazi.nahar@undp.org>  
**Sent:** Thursday, February 4, 2021 5:32:38 PM  
**To:** Khondker Pervez Ahmed <khondker.ahmed@undp.org>  
**Cc:** Kajal Chatterjee <kajal.chatterjee@undp.org>; Fatematul Jannat <fatematul.jannat@undp.org>; Sarder M Asaduzzaman <sarder.asaduzzaman@undp.org>; Ashekur Rahman <ashekur.rahman@undp.org>; Mohammad Rajib Ahmed Bijoy <mohammad.bijoy@undp.org>  
**Subject:** RE: SWAPNO AWP 2021 - Inclusion of activities scheduled for January to December 22 in multi year AWP

Dear Parvez,

The project manager including cluster and SM definitely will sort out a right procedure before the project/PRODOC timeframe because now it is beginning of February 2021 even the PM is not available, so the project will get time for right settlement, the project couldn't follow any procedure beyond of the UNDP rule/system.



Your information, support and judgement will be highly appreciated for AWP 2021 settlement.

With regards,

Nasreen

---

**From:** Khondker Pervez Ahmed <[khondker.ahmed@undp.org](mailto:khondker.ahmed@undp.org)>

**Sent:** Thursday, February 4, 2021 5:36 PM

**To:** Kazi Nasreen Nahar <[kazi.nahar@undp.org](mailto:kazi.nahar@undp.org)>

**Cc:** Kajal Chatterjee <[kajal.chatterjee@undp.org](mailto:kajal.chatterjee@undp.org)>; Fatematul Jannat <[fatematul.jannat@undp.org](mailto:fatematul.jannat@undp.org)>; Sarder M Asaduzzaman <[sarder.asaduzzaman@undp.org](mailto:sarder.asaduzzaman@undp.org)>; Ashekur Rahman <[ashekur.rahman@undp.org](mailto:ashekur.rahman@undp.org)>; Mohammad Rajib Ahmed Bijoy <[mohammad.bijoy@undp.org](mailto:mohammad.bijoy@undp.org)>

**Subject:** RE: SWAPNO AWP 2021 - Inclusion of activities scheduled for January to December 22 in multi year AWP

Dear Nasrin apa,

Many thanks for your clarification, it helps a lot. However, another small clarification needed please to understand, while the Sida commitment was made in Aug 2019, what is the plan to accommodate it in the ProDoc? Otherwise, our system still shows project duration ends by Dec 21.

Looking for your kind response please.

Rgds, P

---

**From:** Kazi Nasreen Nahar <[kazi.nahar@undp.org](mailto:kazi.nahar@undp.org)>

**Sent:** Thursday, February 4, 2021 5:12 PM

**To:** Khondker Pervez Ahmed <[khondker.ahmed@undp.org](mailto:khondker.ahmed@undp.org)>

**Cc:** Kajal Chatterjee <[kajal.chatterjee@undp.org](mailto:kajal.chatterjee@undp.org)>; Fatematul Jannat <[fatematul.jannat@undp.org](mailto:fatematul.jannat@undp.org)>; Sarder M Asaduzzaman <[sarder.asaduzzaman@undp.org](mailto:sarder.asaduzzaman@undp.org)>; Ashekur Rahman <[ashekur.rahman@undp.org](mailto:ashekur.rahman@undp.org)>; Mohammad Rajib Ahmed Bijoy <[mohammad.bijoy@undp.org](mailto:mohammad.bijoy@undp.org)>

**Subject:** SWAPNO AWP 2021 - Inclusion of activities scheduled for January to December 22 in multi year AWP

**Importance:** High

Dear Parvez,

Thank you so much for your request.

I would like to share that, PM- SWAPNO, Kajal Da was discussed with UNDP OM including DRR about the SIDA amount has to expend in 2022 because of the Donor agreement duration is up to June 2022, even the project has some programmatic work for 2022, but what mechanism will be applied for budget of 2022 which will be decided again discussion with Senior Management after come back from annual leave of PM-SWAPNO. The relevant copies are attached.

However, the project has prepared the AWP 2021 including MYB based on the above instructions and advised to mention the budget of 2022 in the hard copy and this moment no need to create additional budget year of 2022 in Atlas. Because whatever the decision will be final which can settle by next budget revision in 2021.

Based on the current situation, the signed AWP 2021 can settle in Atlas.

THIRD-PARTY COST-SHARING AGREEMENT BETWEEN SWEDEN, REPRESENTED BY THE SWEDISH INTERNATIONAL DEVELOPMENT COOPERATION AGENCY -Sida (THE DONOR) AND THE UNITED NATIONS DEVELOPMENT PROGRAMME (UNDP)	
Based on the date of the first contribution and the activity period of the project, the operational completion date of the projects is therefore set to 30 <sup>th</sup> June 2022.	
IN WITNESS WHEREOF, the undersigned, being duly authorized thereto, have signed the present Agreement in the English language in two copies.	
For Sweden, represented by Sida:	For United Nations Development Programme (UNDP):
 Anders Öhrström Chargé d'Affaires a.i.	 Sudipto Mukerjee Resident Representative a.i.
Date: <u>5 AUG 2014</u>	Date: _____

Programme Pe
Programme Co
poverty redu
Project Title: S
for Productiv
Award ID: 00
Project Durati
Management A
Implementati

With regards,

Nasreen

**From:** Khondker Pervez Ahmed <[khondker.ahmed@undp.org](mailto:khondker.ahmed@undp.org)>

**Sent:** Thursday, February 4, 2021 4:50 PM

**To:** Mohammad Rajib Ahmed Bijoy <[mohammad.bijoy@undp.org](mailto:mohammad.bijoy@undp.org)>; Kazi Nasreen Nahar <[kazi.nahar@undp.org](mailto:kazi.nahar@undp.org)>

**Cc:** Sarder M Asaduzzaman <[sarder.asaduzzaman@undp.org](mailto:sarder.asaduzzaman@undp.org)>

**Subject:** RE: Inclusion of activities scheduled for January to December 22 in multi year AWP

Dear Rajib Bhai,

The email apparently is not suffice for clearing the AWP (as justified in attached email), as per signed ProDoc the project is expiring on 31 Dec 2020. Kindly share relevant documentation (official letter, meeting minutes, email advise e.g.) from appropriate authority before clearing it.

<b>Programme Period: 6 years</b> <b>Programme Component: Economic growth and poverty reduction</b>  <b>Project Title: Strengthening Women's Ability for Productive New Opportunities (SWAPNO)</b>  <b>Award ID: 00081623, Project ID: 00090809</b> <b>Project Duration: 1 July 2014 to 31 Dec 2021</b>  <b>Management Arrangement: National Implementation</b>	<b>Summary of UNDP and Cost-Sharing inputs [as per attached budget]</b> <table border="1"> <thead> <tr> <th></th> <th>Previous Code 'P'</th> <th>Revised Code 'Q'</th> <th>Increase/ Decrease</th> </tr> </thead> <tbody> <tr> <td>TRAC:</td> <td>4,500,000</td> <td>4,500,000</td> <td>0</td> </tr> <tr> <td>SDGF:</td> <td>1,500,000</td> <td>1,500,000</td> <td>0</td> </tr> <tr> <td>BSRM</td> <td>200,000</td> <td>200,000</td> <td>0</td> </tr> <tr> <td>Bank Asia</td> <td>70,715</td> <td>70,715</td> <td>0</td> </tr> <tr> <td>Marico Limited</td> <td>625,146</td> <td>625,146</td> <td>0</td> </tr> <tr> <td>SIDA</td> <td>3,500,230</td> <td>3,500,230</td> <td>0</td> </tr> <tr> <td>Government:</td> <td>26,000,000</td> <td>26,000,000</td> <td>0</td> </tr> <tr> <td>Unfunded:</td> <td>67,603,909</td> <td>67,603,909</td> <td>0</td> </tr> <tr> <td><b>Total</b></td> <td><b>104,000,000</b></td> <td><b>104,000,000</b></td> <td><b>0</b></td> </tr> </tbody> </table>		Previous Code 'P'	Revised Code 'Q'	Increase/ Decrease	TRAC:	4,500,000	4,500,000	0	SDGF:	1,500,000	1,500,000	0	BSRM	200,000	200,000	0	Bank Asia	70,715	70,715	0	Marico Limited	625,146	625,146	0	SIDA	3,500,230	3,500,230	0	Government:	26,000,000	26,000,000	0	Unfunded:	67,603,909	67,603,909	0	<b>Total</b>	<b>104,000,000</b>	<b>104,000,000</b>	<b>0</b>
	Previous Code 'P'	Revised Code 'Q'	Increase/ Decrease																																						
TRAC:	4,500,000	4,500,000	0																																						
SDGF:	1,500,000	1,500,000	0																																						
BSRM	200,000	200,000	0																																						
Bank Asia	70,715	70,715	0																																						
Marico Limited	625,146	625,146	0																																						
SIDA	3,500,230	3,500,230	0																																						
Government:	26,000,000	26,000,000	0																																						
Unfunded:	67,603,909	67,603,909	0																																						
<b>Total</b>	<b>104,000,000</b>	<b>104,000,000</b>	<b>0</b>																																						

Please share the SIDA CS agreement as referred below.

Thanks for understanding.

Pervez

---

**From:** Mohammad Rajib Ahmed Bijoy <[mohammad.bijoy@undp.org](mailto:mohammad.bijoy@undp.org)>

**Sent:** Thursday, February 4, 2021 4:34 PM

**To:** Khondker Pervez Ahmed <[khondker.ahmed@undp.org](mailto:khondker.ahmed@undp.org)>

**Subject:** FW: Inclusion of activities scheduled for January to December 22 in multi year AWP

FYKI

---

**From:** Kajal Chatterjee <[kajal.chatterjee@undp.org](mailto:kajal.chatterjee@undp.org)>

**Sent:** Tuesday, January 12, 2021 11:01 AM

**To:** Mohammad Rajib Ahmed Bijoy <[mohammad.bijoy@undp.org](mailto:mohammad.bijoy@undp.org)>

**Cc:** Krishna Raj Adhikari <[krishna.adhikari@undp.org](mailto:krishna.adhikari@undp.org)>

**Subject:** Inclusion of activities scheduled for January to December 22 in multi year AWP

Dear Rajib,

Please refer to our yesterday's discussion in the car. As advised by the OM, please include all the activities to be implemented in 2022 in this years AWP. Otherwise will be difficult to conclude the project as per agreement with Sida.

If you need further clarification, please call.

Regards,

Kajal

Get [Outlook for Android](#)

## Mohammad Rajib Ahmed Bijoy

---

**From:** Mohammad Rajib Ahmed Bijoy  
**Sent:** Friday, February 5, 2021 9:40 AM  
**To:** Khondker Pervez Ahmed  
**Cc:** Kazi Nasreen Nahar  
**Subject:** RE: Reminder: DocuSign: SWAPNO AWP 2021

Dear Pervez Bhai,

With reference to your email, I would like to inform you that, The difference (USD 258,999) you mentioned in the table raised due to some unprogrammed cost which cannot be incorporated in regular budget lines. These are:

- i. SWAPNO has a committed TRAC resource USD 45,000,000 as per prodoc. Having TRAC allocation of USD 200,000 for 2021, there is an unallocated TRAC resource USD 210,467 which was shown under unprogrammed cost;
- ii. SWAPNO spent USD 47,047 for Covid-19 response from SIDA fund in 2020. The expenditure was made under different ATLAS output named "SWAPNO Covid-19". Therefore, the entire amount was shown separately;
- iii. There was some negligible unspent balance of different donors whose contract was expired earlier. Therefore, these figure were shown under unprogrammed cost to reconcile the Donor amount.

The table you sent with the difference figure has been reconciled for your convenience.

Description	Amount (USD)
Total budget as per ProDoc	104,000,000
Gov	(26,000,000)
Unfunded	(67,603,909)
Unallocated TRAC resource	(210,467)
SWAPNO Covid-19 Programme Cost	(47,047)
Negligible unspent amount of Donors	(1,485)
MYB bud. should be as per ProDoc	10,137,092
MYB in hard copy (2014-22)	10,137,092
Difference	Nil

Kind regards  
 Rajib  
 SWAPNO

---

**From:** Khondker Pervez Ahmed <khondker.ahmed@undp.org>  
**Sent:** Thursday, February 4, 2021 2:23 AM  
**To:** Kazi Nasreen Nahar <kazi.nahar@undp.org>; Mohammad Rajib Ahmed Bijoy <mohammad.bijoy@undp.org>  
**Cc:** Sarder M Asaduzzaman <sarder.asaduzzaman@undp.org>  
**Subject:** RE: Reminder: DocuSign: SWAPNO AWP 2021

Dear Rajib Bhai,

One more issue. Can you kindly explain for the difference in ProDoc & MYB as highlighted below, though the total included 2022 budget (!).

Description	Amount (USD)
Total budget as per ProDoc	104,000,000

Gov	(26,000,000)
Unfunded	(67,603,909)
MYB bud. should be as per ProDoc	10,396,091
MYB in hard copy (2014-22)	10,137,092
<b>Difference</b>	<b>258,999</b>

Please communicate for more clarification.

Kind regards,  
Pervez

**From:** Khondker Pervez Ahmed  
**Sent:** Thursday, February 4, 2021 2:08 AM  
**To:** Kazi Nasreen Nahar <[kazi.nahar@undp.org](mailto:kazi.nahar@undp.org)>; Mohammad Rajib Ahmed Bijoy <[mohammad.bijoy@undp.org](mailto:mohammad.bijoy@undp.org)>  
**Cc:** Sarder M Asaduzzaman <[sarder.asaduzzaman@undp.org](mailto:sarder.asaduzzaman@undp.org)>  
**Subject:** RE: Reminder: DocuSign: SWAPNO AWP 2021

Dear Rajib Bhai,

Haven't found any evidence for 2022 budget as done in MYB. Since the ProDoc and ATLAS both are showing the project duration will expire on 31 Dec 2021.

MYB:

Budgetary Account		Exp. Account		Imp. Agent		Fund		Donor		Amount in USD							
Code	Description	Code	Description	Imp. Agent	Description	Code	Description	Code	Description	2014	2015	2016	2017	2018	2019	2020	2021
Grand Total (without GMS)										194,635.38	1,973,964.35	1,636,522.41	1,616,873.64	802,852.85	985,756.52	1,585,133.60	1,937,874.53
GMS										-	45,760.33	11,473.53	36,067.02	7,843.20	34,245.00	116,814.00	133,001.47
Total with GMS										194,635.38	2,025,725.24	1,647,995.94	1,653,940.66	810,696.05	1,020,001.52	1,625,347.60	2,070,876.00
SWAPNO Covid-19 Programme Cost										-	-	-	-	-	-	47,547.00	-

ProDoc:

<p>Programme Period: 6 years  Programme Component: Economic growth and poverty reduction  Project Title: Strengthening Women's Ability for Productive New Opportunities (SWAPNO)  Award ID: 00081623, Project ID: 00090809  Project Duration: 1 July 2014 to 31 Dec 2021  Management Arrangement: National Implementation</p>	<p>Summary of UNDP and Cost-Sharing inputs (as per attached budget)</p> <table border="1"> <thead> <tr> <th></th> <th>Previous Code 'P'</th> <th>Revised Code 'Q'</th> <th>Increase/Decrease</th> </tr> </thead> <tbody> <tr> <td>TRAC:</td> <td>4,500,000</td> <td>4,500,000</td> <td>0</td> </tr> <tr> <td>SDGF:</td> <td>1,500,000</td> <td>1,500,000</td> <td>0</td> </tr> <tr> <td>BSRM</td> <td>200,000</td> <td>200,000</td> <td>0</td> </tr> <tr> <td>Bank Asia</td> <td>70,715</td> <td>70,715</td> <td>0</td> </tr> <tr> <td>Marico Limited</td> <td>625,146</td> <td>625,146</td> <td>0</td> </tr> <tr> <td>SiDA</td> <td>3,500,230</td> <td>3,500,230</td> <td>0</td> </tr> <tr> <td>Government:</td> <td>26,000,000</td> <td>26,000,000</td> <td>0</td> </tr> <tr> <td>Unfunded:</td> <td>67,603,909</td> <td>67,603,909</td> <td>0</td> </tr> <tr> <td><b>Total</b></td> <td><b>104,000,000</b></td> <td><b>104,000,000</b></td> <td><b>0</b></td> </tr> </tbody> </table>		Previous Code 'P'	Revised Code 'Q'	Increase/Decrease	TRAC:	4,500,000	4,500,000	0	SDGF:	1,500,000	1,500,000	0	BSRM	200,000	200,000	0	Bank Asia	70,715	70,715	0	Marico Limited	625,146	625,146	0	SiDA	3,500,230	3,500,230	0	Government:	26,000,000	26,000,000	0	Unfunded:	67,603,909	67,603,909	0	<b>Total</b>	<b>104,000,000</b>	<b>104,000,000</b>	<b>0</b>
	Previous Code 'P'	Revised Code 'Q'	Increase/Decrease																																						
TRAC:	4,500,000	4,500,000	0																																						
SDGF:	1,500,000	1,500,000	0																																						
BSRM	200,000	200,000	0																																						
Bank Asia	70,715	70,715	0																																						
Marico Limited	625,146	625,146	0																																						
SiDA	3,500,230	3,500,230	0																																						
Government:	26,000,000	26,000,000	0																																						
Unfunded:	67,603,909	67,603,909	0																																						
<b>Total</b>	<b>104,000,000</b>	<b>104,000,000</b>	<b>0</b>																																						

Also please rectify the budget period in 2021 total row for below:

<b>Total 2020 Project Budget</b>	<b>2,076,517.86</b>
----------------------------------	---------------------

Please reupload the corrected document. Let me know for any assistance.

Regards,  
Pervez

**From:** DocuSign EU System <[dse@eumail.docusign.net](mailto:dse@eumail.docusign.net)>  
**Sent:** Wednesday, February 3, 2021 2:19 PM  
**To:** Khondker Pervez Ahmed <[khondker.ahmed@undp.org](mailto:khondker.ahmed@undp.org)>  
**Subject:** Reminder: DocuSign: SWAPNO AWP 2021



Kazi Nasreen Nahar sent you a document to review and sign.

**REVIEW DOCUMENT**



**Kazi Nasreen Nahar**  
[kazi.nahar@undp.org](mailto:kazi.nahar@undp.org)

Khondker Pervez Ahmed,

Please DocuSign SWAPNO\_Signed AWP-28\_Jan\_2021.pdf

Thank You, Kazi Nasreen Nahar

**Do Not Share This Email**

This email contains a secure link to DocuSign. Please do not share this email, link, or access code with others.

**Alternate Signing Method**

Visit DocuSign.com, click 'Access Documents', and enter the security code:  
C4136A6F8C424B1B81C24E51CD8422D34

**About DocuSign**

Sign documents electronically in just minutes. It's safe, secure, and legally binding. Whether you're in an office, at home, on-the-go -- or even across the globe -- DocuSign provides a professional trusted solution for Digital Transaction Management™.

**Questions about the Document?**

If you need to modify the document or have questions about the details in the document, please reach out to the sender by emailing them directly.

**Stop receiving this email**

[Report this email](#) or read more about [Declining to sign](#) and [Managing notifications](#).

If you are having trouble signing the document, please visit the [Help with Signing](#) page on our [Support Center](#).

 [Download the DocuSign App](#)

This message was sent to you by Kazi Nasreen Nahar who is using the DocuSign Electronic Signature Service. If you would rather not receive email from this sender you may contact the sender with your request.



## Certificate Of Completion

Envelope Id: 96B2DACF2DEA4104BA9D5FCACA188002

Status: Completed

Subject: DocuSign: SWAPNO\_AWP 2021

Source Envelope:

Document Pages: 70

Signatures: 10

Envelope Originator:

Certificate Pages: 2

Initials: 0

Kazi Nasreen Nahar

AutoNav: Enabled

One United Nations Plaza

Envelopeld Stamping: Enabled

New York, NY 10017

Time Zone: (UTC-08:00) Pacific Time (US & Canada)

kazi.nahar@undp.org

IP Address: 37.111.205.118

## Record Tracking

Status: Original

Holder: Kazi Nasreen Nahar

Location: DocuSign

2/4/2021 10:33:28 PM

kazi.nahar@undp.org

## Signer Events

### Signature

### Timestamp

Kazi Nasreen Nahar

kazi.nahar@undp.org

Programme Associate

UNDP Bangladesh

Security Level: Email, Account Authentication  
(None)



Signature Adoption: Pre-selected Style

Using IP Address: 37.111.205.118

Sent: 2/4/2021 10:53:32 PM

Viewed: 2/4/2021 10:53:56 PM

Signed: 2/4/2021 10:54:07 PM

### Electronic Record and Signature Disclosure:

Not Offered via DocuSign

Khondker Pervez Ahmed

khondker.ahmed@undp.org

Partnerships and Resource Mobilization Associate

UNDP Bangladesh

Security Level: Email, Account Authentication  
(None)



Signature Adoption: Uploaded Signature Image

Using IP Address: 203.96.227.210

Sent: 2/4/2021 10:54:09 PM

Viewed: 2/5/2021 12:33:41 AM

Signed: 2/5/2021 12:44:27 AM

### Electronic Record and Signature Disclosure:

Not Offered via DocuSign

Sarder M Asaduzzaman

sarder.asaduzzaman@undp.org

UNDP Headquarters

Security Level: Email, Account Authentication  
(None)



Signature Adoption: Uploaded Signature Image

Using IP Address: 113.11.116.78

Sent: 2/5/2021 12:44:30 AM

Viewed: 2/5/2021 3:17:49 AM

Signed: 2/5/2021 3:19:20 AM

### Electronic Record and Signature Disclosure:

Not Offered via DocuSign

Van Nguyen

nguyen.thi.ngoc.van@undp.org

Deputy Resident Representative

UNDP Headquarters

Security Level: Email, Account Authentication  
(None)



Signature Adoption: Uploaded Signature Image

Using IP Address: 182.48.84.58

Signed using mobile

Sent: 2/5/2021 3:19:22 AM

Viewed: 2/5/2021 4:57:01 AM

Signed: 2/5/2021 4:57:17 AM

### Electronic Record and Signature Disclosure:

Not Offered via DocuSign

## In Person Signer Events

### Signature

### Timestamp



<b>Editor Delivery Events</b>	<b>Status</b>	<b>Timestamp</b>
<b>Agent Delivery Events</b>	<b>Status</b>	<b>Timestamp</b>
<b>Intermediary Delivery Events</b>	<b>Status</b>	<b>Timestamp</b>
<b>Certified Delivery Events</b>	<b>Status</b>	<b>Timestamp</b>
<b>Carbon Copy Events</b>	<b>Status</b>	<b>Timestamp</b>
<b>Witness Events</b>	<b>Signature</b>	<b>Timestamp</b>
<b>Notary Events</b>	<b>Signature</b>	<b>Timestamp</b>
<b>Envelope Summary Events</b>	<b>Status</b>	<b>Timestamps</b>
Envelope Sent	Hashed/Encrypted	2/4/2021 10:53:32 PM
Certified Delivered	Security Checked	2/5/2021 4:57:01 AM
Signing Complete	Security Checked	2/5/2021 4:57:17 AM
Completed	Security Checked	2/5/2021 4:57:17 AM
<b>Payment Events</b>	<b>Status</b>	<b>Timestamps</b>